



# Discover the power of smart lighting



Outdoor Plug

Remote

Dimmer

Sensor

Smart Hub  
(formerly Smart Bridge)

Lutron App



and more.

# What's New with the Caséta System?

## Lutron's Most Popular Design — Now for Low Voltage Lighting

Offer your customers a classic paddle design with built-in smart technology for dimming almost any residential bulb and load type. Works on ELV, MLV, LED, halogen and incandescent lighting and more. As demand for smart lighting grows, adding Diva smart ELV+ to the Caséta family provides more flexibility and choice in control aesthetics.

### Wide Applications and Bigger Jobs

- Superior control for nearly any residential light including under cabinet, recessed, accent, track, and many other types
- Phase-selectable dimming ensures the best possible dimming performance across a wide range of load types
- Intuitive paddle design matches the style and feel of the Diva smart dimmer, Claro smart switch, and Pico paddle remote to complement any decor
- Use to complete new projects or coordinate with existing paddle switches
- Easily pair with a Pico paddle remote to create another point of control in only minutes —without cutting holes or pulling wire

### Easy, Flexible Installation

- Simple button-press pairing to wired smart control
- Install a second “switch” anywhere — no need to cut walls or pull wires
- Mount to a wall — looks and feels like a wired control

### The Caséta Advantage

- Ultra-reliable wireless communication that doesn't rely on Wi-Fi
- 10-Year typical battery life for Pico smart remotes and sensors
- Most connected smart lighting system, works with Alexa, Google Home, Apple Home, Ring, Sonos, and more



# Why Choose Caséta?

## Introduction

Give your customers the smart home they desire — and enjoy simple, flexible installation. Caséta allows homeowners to control their lights from anywhere — at home or away — with a touch, voice command, or features that adjust lighting automatically. Lutron's nine Caséta kits provide everything you need to get started in a space. Then, easily add on control whenever your customers are ready to expand their smart home.

### Caséta Kits

Smart Switch & Remote Kit .....	2
3-Way Smart Dimmer Kit with Remote .....	4
Lamp Dimmer & Remote Kit .....	6
Smart Switch Starter Kit with Smart Hub .....	8
Smart Dimmer Starter Kit with Smart Hub .....	10
Smart Lamp Timer Kit .....	12
Dimmers .....	14
Switches .....	18
Smart Plugs .....	20
Fan Control .....	21
3-Way and Multi-Location Control Options .....	22
Accessory Switch.....	23
Pico Remotes.....	24
Pico Scene Keypads .....	26
Wireless Sensor .....	27
Smart Hub .....	28
Repeater .....	29
Lutron App.....	30
Shades .....	31
Thermostats and Ceiling Fans.....	32
Smart Home Technology .....	34
Ordering Information.....	35

# Smart Switch & Remote Kit



## Homeowner benefits

- Safe, hassle-free home entry — no more fumbling around in the dark, trying to find the light switch
- Control exactly where they want it — add a “switch” anywhere
- Smart home functionality — add a smart hub anytime

*Ideal for garages, hallways, and kitchens*

**Original smart dimmer and Pico original remote** — premier Caséta aesthetic offering a contemporary design



P-PKG1WS-WH-C

**Claro smart switch and Pico paddle remote** — classic aesthetic to match paddle switches already in the home



DVRF-PKG1S-WH-RC

## Add a point of control anywhere

- Wirelessly install the Pico remote almost anywhere — no need to pull wire or cut a hole in the wall
- Mount the Pico remote flat on a wall or over an existing wallbox
- Control multiple switches from one Pico remote (pair to up to 10 devices)
- Pair each switch with up to 10 Pico remotes
- Minimize ongoing maintenance — Pico remotes have a 10-year battery life

## Potential add-ons

- Caséta smart motion sensor
- Additional Pico remotes for control from anywhere
- A smart hub for more functionality/system expansion

# 3-Way Smart Dimmer Kit with Remote



## Homeowner benefits

- Safe, hassle-free home entry — no more fumbling around in the dark, trying to find the light switch
  - Control, exactly where they want it — add a “switch” anywhere
  - Smart home functionality — add a smart hub anytime
- Ideal for hallways, family rooms, and kitchens***

**Original smart dimmer and Pico original remote** — premier Caséta aesthetic offering a contemporary design



P-DIM-3WAY-WH-C

**Diva smart dimmer and Pico paddle remote** — classic aesthetic to match paddle switches already in the home



DVRF-PKG1D-WH-RC

## Add a point of control anywhere

- Wirelessly install the Pico remote almost anywhere — no need to pull wire or cut a hole in the wall
- Mount the Pico remote flat on a wall or over an existing wallbox
- Control multiple switches from one Pico remote (pair to up to 10 devices)
- Pair each switch with up to 10 Pico remotes

## Features to highlight

- Minimize ongoing maintenance — Pico remotes have a 10-year battery life
- 15 minutes – time needed for you to add another point of control
- No neutral required — ideal for older homes

## Potential add-ons

- Caséta smart motion sensor
- Additional Pico remotes for control from anywhere
- A smart hub for more functionality/system expansion

# Lamp Dimmer & Remote Kit



**Homeowner benefits**

- Convenience — adjust lights on either side of the bed
- Simplicity — no need to install a voice control device in bedrooms
- Range — control multiple lamps with one remote

*Ideal for bedrooms, living rooms, studies, and home offices*



Lamp dimmer and Pico original remote



P-PKG1P-WH-C

## Easily add dimming control

- Just plug dimmer into a standard outlet
- Connect up to two lamps per plug-in dimmer (both will be controlled together)

## Features to highlight

- Plug-in dimmer can control up to two lamps
- Minimize ongoing maintenance — Pico remotes have a 10-year battery life

## Potential add-ons

- Tabletop pedestal
- Additional Pico remotes for greater control

# Smart Switch Starter Kit with Smart Hub



## Homeowner benefits

- Greater comfort — always come back to a well-lit home
- Peace of mind — check which lights are on or off, using the Lutron App
- Seamless integrations — pair with Siri, Alexa, or Google Assistant
- Set schedules — have outdoor lights automatically turn on at dusk and off at sunrise

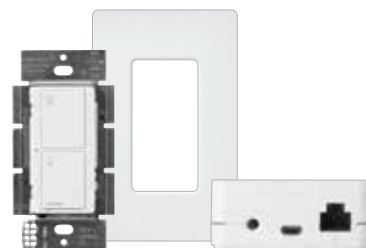
***Take advantage of the geofencing feature to turn lights on when arriving home***

***Ideal for outdoor lighting***



P-BDG-PKG1WS-C

**Original smart switch**— premier Caséta aesthetic offering a contemporary design



The smart hub connects to the Wi-Fi router via the Ethernet connection. Setup is easy — follow the step-by-step instructions in the Lutron App.

## Hassle-free scheduling

- Schedule outdoor light changes by sunrise/sunset or time of day
- No need to come back and adjust the schedule for daylight saving time

## Features to highlight

- Once you add the smart hub, it's easy to add devices to the system
- Outdoor plug for controlling landscape lighting
- The smart hub doesn't depend on the home's Wi-Fi (if the Wi-Fi goes down, Caséta still works)

## Potential add-ons

- Additional switches or dimmers throughout the home
- Pico remotes for additional points of control

You can also set up Smart Away, geofencing, and other app features, for added value for the homeowner.

# Smart Dimmer Starter Kit with Smart Hub



**Homeowner benefits**

- More personalization — create the right light for any occasion
- Peace of mind — check which lights are on or off, using the Lutron App
- Seamless integrations — pair with Siri, Alexa, or Google Assistant

***Ideal for the kitchen and living, family, and dining rooms***

**Original smart dimmer\*** — premier Caséta aesthetic offering a contemporary design



P-BDG-PKG1W-C

The smart hub connects to the Wi-Fi router via the Ethernet connection. Setup is easy — follow the step-by-step instructions in the Lutron App.

**Diva smart dimmer\*** — classic aesthetic to match paddle switches already in the home



DVRF-BDG-1D-C

The smart hub connects to the Wi-Fi router via the Ethernet connection. Setup is easy — follow the step-by-step instructions in the Lutron App.

## Add more smarts — without stress

- Easily add on to projects when you're adding retrofit light kits
- Simply plug the smart hub into the router, download the Lutron App, and follow the instructions
- No neutral required — ideal for older homes

## Features to highlight

- Once you add the smart hub, it's easy to add devices to the system
- Can integrate with the homeowner's favorite voice assistant

- The smart hub doesn't depend on the home's Wi-Fi (if the Wi-Fi goes down, Caséta still works)
- Dim or brighten lights to create the perfect atmosphere for any activity

## Potential add-ons

- Additional switches or dimmers throughout the home
- Pico remotes for additional points of control

\*Package includes a 3-button with raise/lower Pico original remote with light icon engraving.

# Smart Lamp Timer Kit



## Homeowner benefits

- One device for multiple lamps — perfect for rooms with no overhead lighting
  - Flexible control — use voice integration, the Lutron App, or a Pico remote
- Ideal for living rooms and bedrooms***



P-BDG-PKG1P-C

## Lamp dimmer and Pico original remote



The smart hub connects to the Wi-Fi router via the Ethernet connection. Setup is easy — follow the step-by-step instructions in the Lutron App.

## Easily add dimming control

- Just plug dimmer into a standard outlet
- Connect up to two lamps per plug-in dimmer (both will be controlled together)

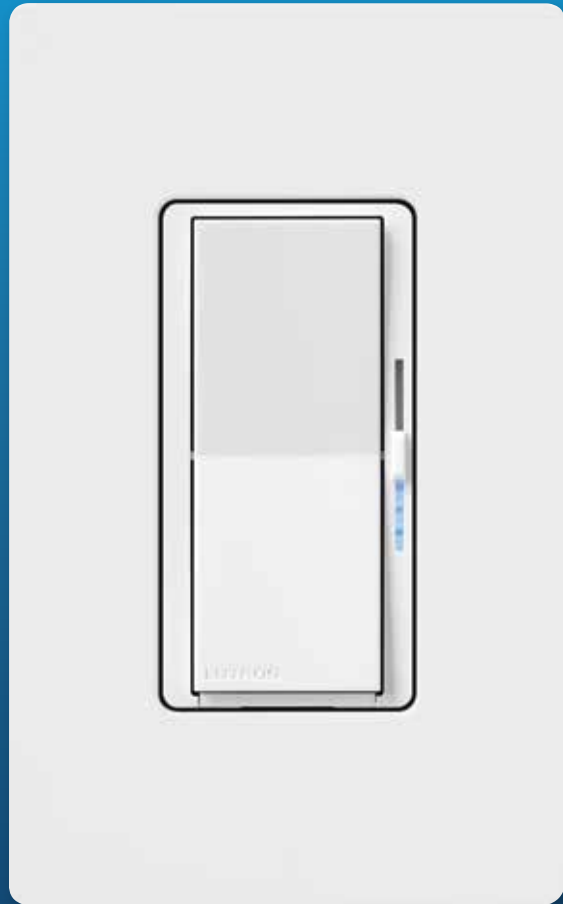
## Features to highlight

- Plug-in dimmer can control up to two lamps
- Minimize ongoing maintenance — Pico remotes have a 10-year battery life

## Potential add-ons

- Tabletop pedestal
- Pico remotes for greater control
- Additional dimmers and switches

# Dimmers



Controls wall  
and ceiling lights

## The Caséta system provides superior dimming for dimmable LEDs

- Easily adjust the low-end trim for flicker-free dimming
- Mix different bulb types on the same circuit
- UL Listed to dim 100s of LED light bulbs
- Find the list at [CasetaWireless.com/support](https://www.caseta.com/support)



Controls wall  
and ceiling lights

## Diva Smart Dimmer

- Doesn't require a neutral wire — works with existing wiring
- Works with compatible, dimmable LEDs (up to 150W), halogen, and incandescent bulbs (up to 600W)
- Easy, precise dimming control with soft-glow light bar

- Use existing toggle switches for 3-way applications or replace existing switches with wireless Pico remotes or wired Claro smart accessory switches in 3-way or multi-location applications

## Original Smart Dimmer

- Doesn't require a neutral wire — works with existing wiring
- Works with compatible, dimmable LEDs (up to 150W), halogen, and incandescent bulbs (up to 600W for 3-way applications)
- Replace existing toggle switches with wireless Pico remotes in 3-way or multi-location applications

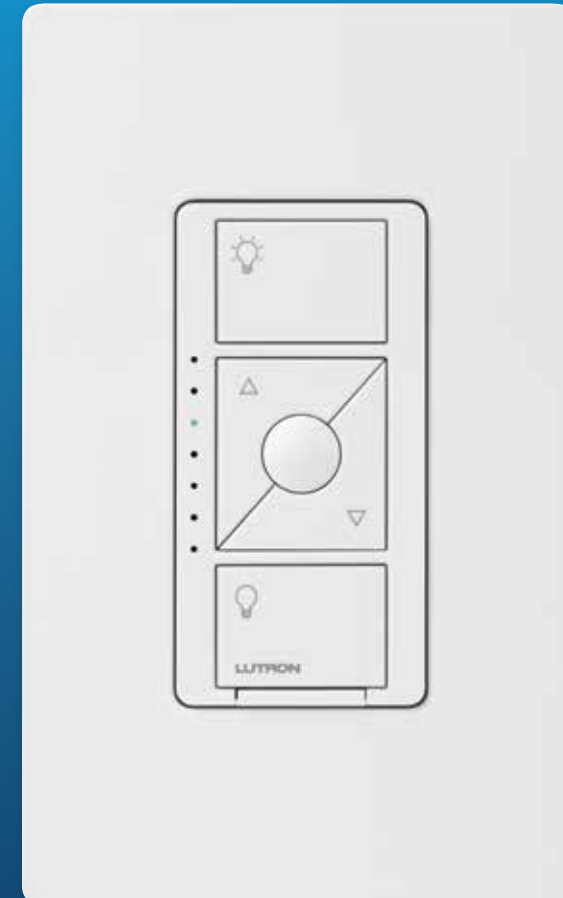
## Original Smart Dimmer PRO

- Works with dimmable LEDs (up to 250W), halogen/incandescent (up to 1000W) and MLV (up to 1000VA)
- Compatible with Lutron LTE LED drivers, PHPM, and GRX-TVI interfaces
- Neutral wire optional (required for MLV and drivers/interfaces)
- Use existing toggle switches or replace existing additional switches with wireless Pico remotes in 3-way or multi-location applications

# Dimmers



Controls ELV, MLV,  
LED, and more



Controls ELV, MLV,  
LED, and more


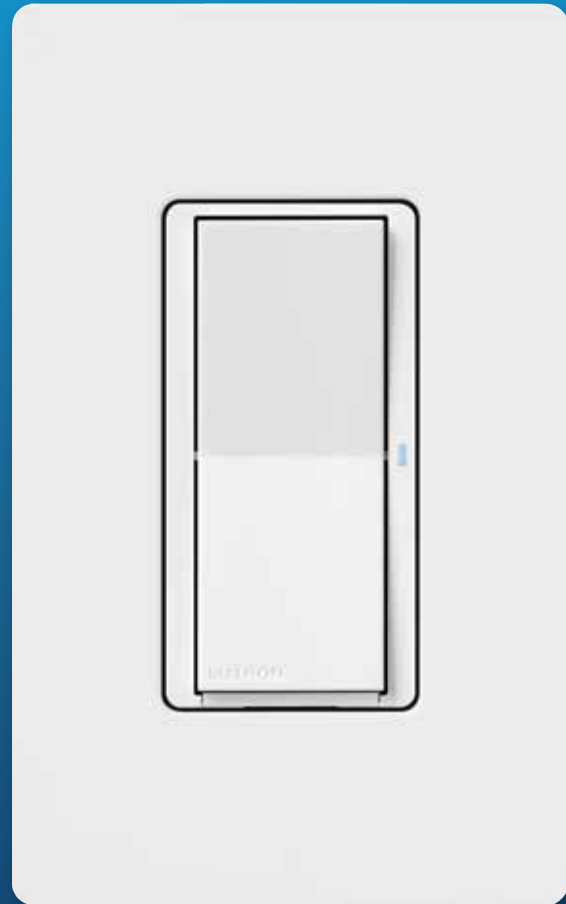
## Diva Smart Dimmer ELV+

- Neutral wire required — phase-selectable dimming
- Works with all load types (10 W minimum) — electronic low-voltage, halogen and incandescent (up to 500 W), magnetic low-voltage (up to 400 W), and compatible, dimmable LEDs (up to 250 W)
- Easy, precise dimming control with soft-glow light bar
- Use existing toggle switches for 3-way applications or replace existing switches with wireless Pico remotes or wired Claro smart accessory switches in 3-way or multi-location applications


## Original Smart Dimmer ELV+

- Neutral wire required — phase-selectable dimming
- Works with all load types (10 W minimum) — electronic low-voltage, halogen and incandescent (up to 500 W), magnetic low-voltage (up to 400 W), and compatible, dimmable LEDs (up to 250 W)
- Matches the Pico remote with favorite button for preset level on dimmer
- Replace existing toggle switches with wireless Pico remotes in 3-way or multi-location applications

# Switches



Controls wall and ceiling lights,  
as well as general purpose fans



Controls wall and ceiling lights,  
as well as general purpose fans

## Claro Smart Neutral Switch

- Neutral wire required — provides higher capacity and 10W minimum load or one LED bulb
- Controls 6A lighting load (LED, HAL, INC, CFL) or 3.6A fan load
- Coordinates with existing paddle switches
- Use existing toggle switches for 3-way applications or replace existing additional switches with wireless Pico remotes or wired Claro smart accessory switches in 3-way or multi-location applications

## Original Smart Neutral Switch

- Requires neutral wire — provides higher capacity and 10W minimum load or one LED bulb
- Controls 6A lighting load (LED, HAL, INC, CFL) or 3.6A fan load
- Use existing toggle switches for 3-way applications or replace additional switches with wireless Pico remotes in 3-way or multi-location switching applications
- 5A model also available

## Original Smart Switch PRO

- Doesn't require a neutral wire — works with existing wiring
- Dual voltage — works in 120V and 277V applications
- Minimum load cap included (for switching LED, CFL, and ELV loads)
- Use existing toggle switches or replace additional switches with wireless Pico remotes in 3-way or multi-location switching applications

# Smart Plugs

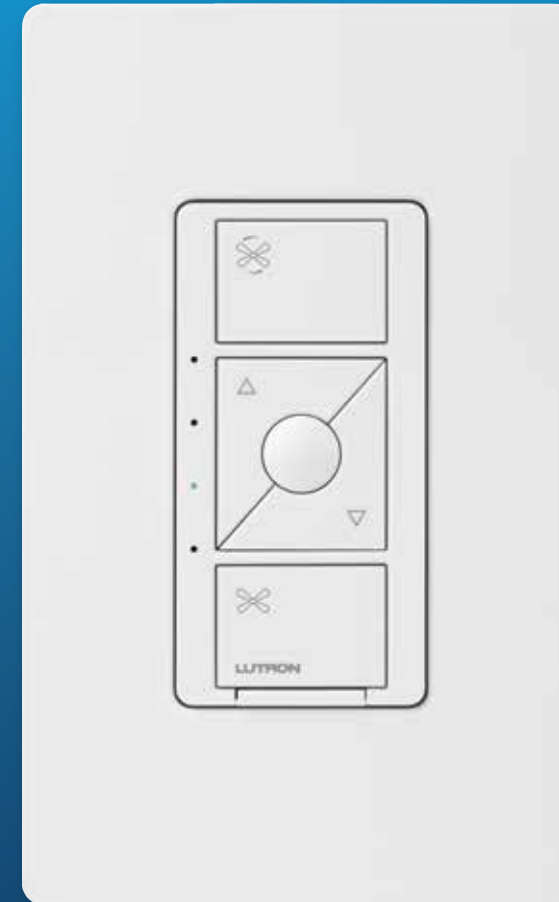
# Fan Control

## Switching control for

- String lights
- Holiday lights
- Landscape lights
- Pumps
- Motors



Controls table and floor lamps



Controls ceiling fans

## Smart Outdoor Plug

- Switches 15A lighting load, ½ HP motor load, 1200 VA (8A) lighting transformer/magnetic ballast loads
- IP-66-rated from -4° F to 122° F (-20° C to 50° C) temperature rating
- Pair with Pico remote for control from within the home. Plugs into a GFCI outlet
- Set up a schedule in the Lutron App\*
- Integrates with Amazon Alexa, Google Home, Apple Home, and Ring\*

\*For app functionality and all integrations, smart hub or smart hub PRO is required

## Plug-in Lamp Dimmer

- Features two receptacles for simultaneous control of two lamps
- Simply plugs into a standard wall receptacle
- Works with dimmable LEDs (up to 100W)
- Also works with halogen and incandescent bulbs (up to 300W)
- First lamp dimmer added to smart hub acts as a Clear Connect range extender — provides 30 ft. of additional range (limit one per system)

## Smart Fan Speed Control

- Requires neutral wire — can control one AC ceiling fan
- 4-speed fan control and off
- Favorite button to recall preferred fan speed setting
- Replace existing additional switches with wireless Pico fan remotes in 3-way or multi-location control applications

## Pico Smart Remote for Fan Control

- Provides convenient remote control
- Add an additional point of fan control without having to wire anything
- Battery powered — features a 10-year battery life
- Works with Caséta smart fan speed control

# 3-Way and Multi-Location Control Options

# Accessory Switch

Wired 3-way application with existing mechanical switch

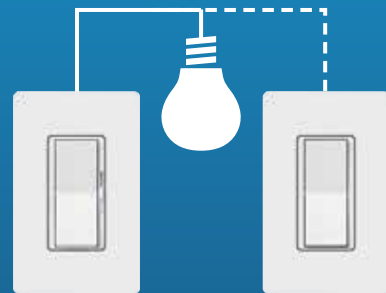


Caséta in-wall control Mechanical switch

**Compatible Caséta in-wall controls:**

- Diva smart dimmer
- Diva smart dimmer ELV+
- Original smart dimmer PRO
- Claro smart neutral switch
- Original smart neutral switch
- Original smart switch PRO

Wired 3-way/multi-location application with Claro smart accessory switch



Caséta in-wall control Claro smart accessory switch

**Compatible Caséta in-wall controls:**

- Diva smart dimmer
- Diva smart dimmer ELV+
- Claro smart neutral switch


Wireless 3-way/multi-location application with Pico remotes



Caséta in-wall control Pico remote

**Compatible Caséta in-wall controls:**

- Diva smart dimmer
- Diva smart dimmer ELV+
- Original smart dimmer
- Original smart dimmer PRO
- Original smart dimmer ELV+
- Claro smart neutral switch
- Original smart switch PRO



**Existing Mechanical Switch**

- Wired, 3-way on/off control
- Use existing wires and products

**Smart Accessory Switch**

- Wired, 3-way and multi-location control
- Use existing control locations or add new ones virtually anywhere in up to 10 locations

**Pico Remote**

- Simple, wireless installation — no need to cut holes or pull wires
- 3-way and multi-location control
- Use existing control locations or add new ones virtually anywhere in up to 10 locations

**Claro Smart Accessory Switch**

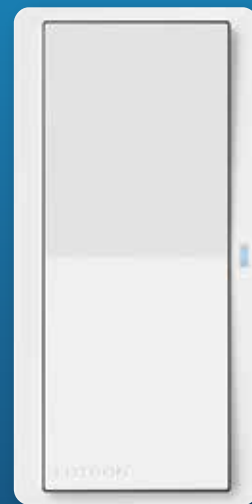
- Coordinates with the design and extends the capabilities of Diva smart dimmer, Claro smart switch, and Pico paddle remote
- Tap on to preset favorite level, double tap for full brightness, or hold for gradual fade off when paired with Diva smart dimmers
- Use with a Diva smart dimmer or Claro smart switch for 3-way or multi-location applications

# Pico Remotes

Add an additional point of control without needing to cut a hole in the wall or run additional wires. Mount a Pico remote to a tabletop pedestal, clip it to a car visor, or mount it to a wall for convenient control where you want it.



Pico original remote



Pico paddle remote



3-scene control



2-group switch control



Dimming control

## Pico Original Remote

- Coordinates with Original smart dimmers and switches
- Models available for use with Caséta dimmers (on/off, raise/lower, and favorite button) and with Caséta switches (on/off)
- Battery powered — features a 10-year battery life
- Works with Caséta dimmers and switches and Lutron wireless shades

## Pico Paddle Remote

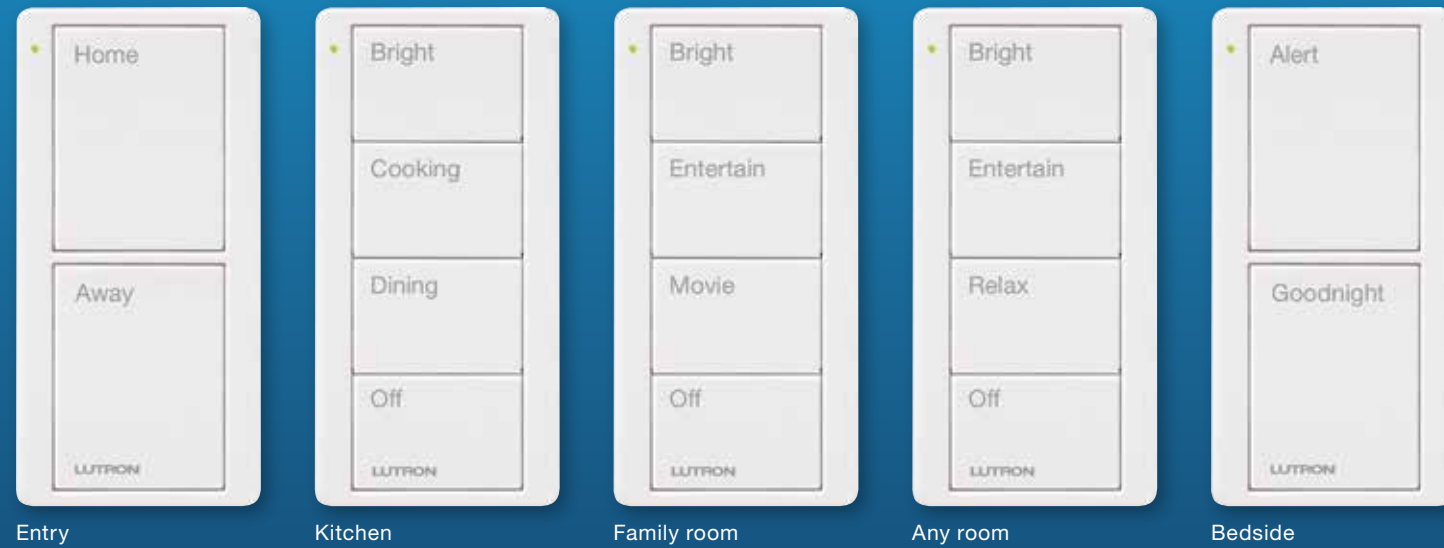
- Coordinates with Diva smart dimmers, Claro smart switches, Claro smart accessory switch, and existing paddle switches
- Intuitive on and off control
- Offers preset double-tap control when paired with Diva smart dimmers
- Battery powered — features a 10-year battery life
- Works with Caséta dimmers and switch

## Pico Remote with 4 Buttons

- Choose from three options:
    - 3-scene control — create three different scenes, as well as turn all lights off
    - 2-group switch control — control two groups of lights independently from one another
    - Dimming control — same functionality (full on/off and raise/lower) as a standard Pico remote control, but in a 4-button aesthetic
  - Battery powered — features a 10-year battery life
  - Works with Caséta dimmers and switches
- Note:** light/shade and shade-only 4-button remotes also available
- Visit [lutron.com/pico](https://lutron.com/pico) for information on model numbers and engraving options

# Pico Scene Keypads

# Wireless Sensor



Turn lights on and off automatically



### Dusk Mode Feature

- Adjust the time periods when the sensor is active (sunset to sunrise, or a fixed time)
- Adjust the time out periods and sensitivity settings
- Select the lights/fans to be controlled by the sensor

## Pico Scene Keypad

- Provides access to scene control with the touch of a button
- Keypad automatically programs when added to room in app
- Each button is individually configurable for multiple lights and shades, as well as for audio
- Pre-engraved buttons for typical scenes/activities
- 2- or 4-button options available
- Battery powered — features a 10-year battery life
- Works with Caséta dimmers and switches and Lutron wireless shades

## Wireless Sensor

- Mount on a wall, corner, or a horizontal surface
- 180° field of view
- Ideal for hallways, closets, bathrooms, etc.
- Occupancy and vacancy versions are available
- Battery powered — features a 10-year battery life
- Works with Caséta dimmers and switches

# Smart Hub

# Repeater

## Get started in 3 simple steps



1 Connect the Ethernet cable and power cord to the smart hub



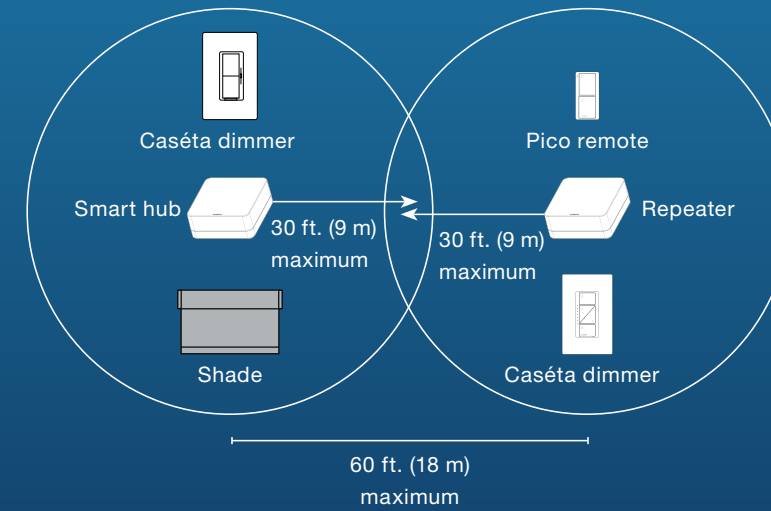
2 Download the FREE Lutron App



3 Launch the app and walk through setup



## Extend the system's wireless range



## Smart Hub (formerly Smart Bridge)

- Enables control of lights, shades, and temperature using the Lutron App
- Compatible with Caséta dimmers and switches, Serena shades, Honeywell Wi-Fi thermostats, Sonos speakers, and the major voice assistants (Amazon Alexa, Apple Home and Google Home)
- Easy to install; just plugs into a Wi-Fi router
- Uses Clear Connect wireless technology — no customer callbacks

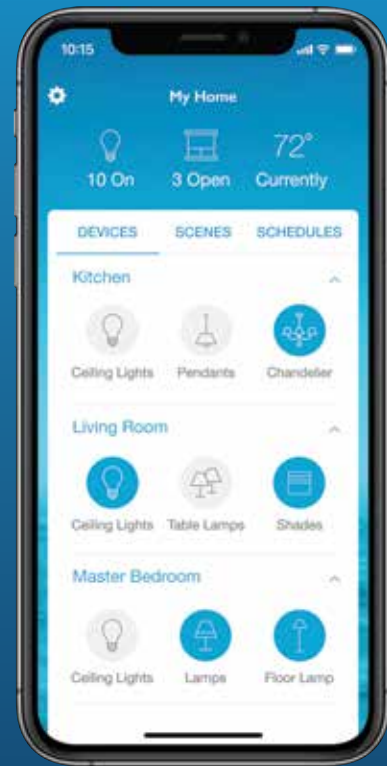
## Smart Hub PRO

- Also compatible with Lutron Triathlon battery-powered shades and select styles of Sivoia QS Wireless shades
- Adds integration with third-party A/V remote controls and security systems

## Repeater

- Extend the system range up to 60 ft.
- Repeater must be within 60 ft. of the smart hub
- Only one repeater per smart hub (needs to be within range of the hub)
- Plug it in anywhere, does not require an Ethernet connection

# Lutron App



# Shades

Caséta expands beyond lighting control. It works with other connected home solutions, such as shades, thermostats, ceiling fans, and even other manufacturers' apps.

## Shading solutions

Eliminate glare, create privacy, and help keep a room cool, all with one touch.



Roller



Standard and Architectural honeycomb



Wood blind

## Lutron App

- Control individual lights, shades, thermostats, and speakers — even when away from home
- Intuitive interface makes adding and scheduling scenes to adjust lights and shades easy
- Set up the system in contractor mode — bypass the homeowner registration process and quickly configure the system

### Homeowners can:

- Receive notifications on their smart device if they've left lights on when they leave home
- Use the geofencing feature to automatically turn lights on as they arrive home/turn them off as they leave
- Create a lived-in look with the "Smart Away" feature, which allows them to pick several lights that will randomly turn on/off in the evening when they're away

## Lutron Automated Shades

- Battery-powered; batteries last 3-5 years
- Wireless, easy to install
- Cordless design
- Available in roller, insulating honeycomb, and wood blind styles
- Additional styles compatible with the smart hub PRO (Triathlon shades and select styles of Sivoia QS Wireless shades)

*Serena*

Sivoia QS  
**Triathlon**

# Thermostats and Ceiling Fans

View the full list of integration partners at [CasetaWireless.com/integration](https://CasetaWireless.com/integration)

The Lutron App is also compatible with the following:

## Wireless Thermostats

Control heating and cooling from anywhere using the Lutron App and a wide range of compatible thermostats.



(available from Lutron)

## Lutron-Honeywell Wireless Thermostat

- Remotely control a home's temperature from the Lutron App
- 7-day programmable schedule
- Large touchscreen display with backlight
- Precise comfort control of temperature and humidity

The Lutron App is also compatible with the following:



## HomeKit-enabled Ceiling Fans

Conveniently adjust ceiling fans from the Lutron App or by using Siri. Turn them on and off, and change speeds. And if the fan has a light attached to it, homeowners can even adjust that, too — right from their phone.



## Hunter Symphony and Signal Ceiling Fans

- 54" ceiling fans with either plastic (Symphony) or wooden (Signal and Apache) blades
- Both fans include an integrated light kit
- Whisperwind motor delivers quiet, ultra-powerful air movement
- For additional product information visit [hunterfan.com](http://hunterfan.com)



Additional smart home technology

	<p><b>Amazon Alexa</b> Create just the right light using Alexa voice control. Ask Alexa to turn lights on, off, or dim them to a favorite level.</p>
	<p><b>Apple Home</b> The smart hub contains Apple Home technology, so the homeowner can use Siri to control the lights and shades.</p>
	<p><b>Google Home</b> Get the lights with just a voice command. Smart lighting control is now available through any Google Home-enabled device.</p>
	<p><b>IFTTT (If This Then That)</b> Create IFTTT recipes: a sequence of conditions that when triggered (If This) cause the Caséta system to turn on the lights or open the shades (Then That).</p>
	<p><b>Ring</b> The Lutron smart hub gives Ring doorbells and cameras a way to connect seamlessly with Caséta smart lighting. Set entryway lights to turn on any time someone rings the doorbell.</p>
	<p><b>Samsung SmartThings</b> Control lights and shades from the Samsung SmartThings app, and create new routines to tie in other smart devices like locks, sensors, cameras, and more.</p>
	<p><b>Sonos</b> Control the Sonos Home Sound System from a Pico remote control for audio or from scenes in the Lutron App. The homeowner can also control their lights using their voice via the Sonos One with Amazon Alexa &amp; Google Assistant.</p>
	<p><b>XFINITY Home</b> Control the lights from anywhere using the XFINITY Home app.</p>

# Smart Home Technology

## Pro-Level Integration\*

### Security

Automatically turn off lights and close shades when arming the security system before leaving for the day.  
Turn lights on and open shades when disarming the system, when arriving home, or in the event of an alarm.



### A/V

Combine all connected home solutions into one app.



# Ordering Information

Product	Name	Model Number	Specifications/Descriptions	Voltage
<b>Smart Dimmers and Switches</b>				
	Diva Smart Dimmer	DVRF-6L-XX <sup>1</sup>	Single pole/ 3-way/ multi-location <sup>3</sup> 150 W dimmable LED 600 W HAL/INC	120V~ No neutral
	Diva Smart Dimmer <b>ELV+</b>	DVRF-5NE-XX <sup>1</sup>	Single pole/ 3-way/ multi-location <sup>3</sup> 500 W ELV/HAL/INC 400 W MLV 250 W dimmable LED	120V~ Neutral required
	Original Smart Dimmer	PD-6WCL-XX <sup>2</sup> -C	Single pole/3-way/multi-location <sup>4</sup> 150 W dimmable LED 600 W HAL/INC	120V~ No neutral
	Original Smart Dimmer <b>PRO</b>	PD-10NXD-XX <sup>2</sup> -C	Single pole/3-way/multi-location <sup>5</sup> 250 W dimmable LED 1000 W HAL/INC 1000 VA MLV	120V~ Neutral optional
	Original Smart Dimmer <b>ELV+</b>	PD-5NE-XX <sup>2</sup> -C	Single pole/3-way/multi-location <sup>4</sup> 500 W ELV/HAL/INC 400 W MLV 250 W dimmable LED	120V~ Neutral required
	Smart Fan Speed Control	PD-FSQN-XX <sup>2</sup>	Single pole/3-way/multi-location <sup>4</sup> 1.5A single ceiling fan	120V~ Neutral required
	Claro Smart Neutral Switch <b>5A</b>	DVRF-5NS-XX <sup>1</sup> -C	Single pole/3-way/multi-location <sup>3</sup> 600 W HAL/INC/ELV 600 VA MLV 5 A LED/CFL 3 A general purpose fan	120V~ Neutral required
	Original Neutral Switch <b>6A</b>	PD-6ANS-XX <sup>2</sup> -C	Single pole/3-way/multi-location <sup>5</sup> 720 W HAL/INC/ELV <sup>6</sup> 720 VA MLV 6 A LED/CFL <sup>6</sup> 3.6 A general purpose fan	120V~ Neutral required
	Original Neutral Switch <b>5A</b>	PD-5ANS-XX <sup>2</sup>	Single pole/3-way/multi-location <sup>5</sup> 600 W HAL/INC/ELV 600 VA MLV 5 A LED/CFL 3 A general purpose fan	120V~ Neutral required
	Original Switch <b>PRO</b>	PD-5WS-DV-XX <sup>2</sup>	Single pole/3-way/multi-location <sup>5</sup> 600 W HAL/INC/ELV <sup>6</sup> 600 VA MLV 5 A LED/CFL <sup>6</sup> 3 A general purpose fan	120/277V~ No neutral
	Claro Accessory Switch	DVRF-AS-XX <sup>1</sup>	Use with Diva smart dimmer or Claro smart neutral switch for 3-way/multi-location control	120V~ No neutral

\* Smart hub PRO required for pro-level integration

1. XX denotes Gloss color suffix: WH White, IV Ivory, LA Light Almond, GR Gray, BL Black, BR Brown

2. XX denotes Gloss color suffix: WH White, IV Ivory, LA Light Almond, BL Black




3. Use existing toggle switches for 3-way applications or replace existing switches with wireless Pico remotes or wired Claro smart accessory switches in 3-way or multi-location applications.

4. Replace existing switches with wireless Pico remotes in 3-way or multi-location applications.







5. Use existing toggle switches for 3-way applications or replace existing switches with wireless Pico remotes in 3-way or multi-location applications.

6. Switching ELV, LED, CFL requires minimum load cap LUT-MLC (included).

# Ordering Information






Product	Name	Model Number	Specifications/Descriptions	Voltage
<b>Smart Dimmers and Switches</b>				
	Lamp Dimmer	PD-3PCL-WH-C	Use with one or two lamps 100W dimmable LED 300W HAL/INC	120V~ Plugs into a standard receptacle
	Outdoor Plug	PD-15OUT-BL	Switches 15 A lighting load ½ HP motor load 1200VA (8 A) lighting transformer/magnetic ballast loads	120V~ Plugs into a GFCI protected outlet
<b>Pico Scene Keypad</b>				
	2-Button Pico Scene Keypad	PJ2-2B-GXX-P01 <sup>1</sup>	2-button pre-engraved keypad with Home and Away scenes	3V=== 10mA <sup>2</sup>
		PJ2-2B-GXX-P02 <sup>1</sup>	2-button pre-engraved keypad with Alert and Goodnight scenes	3V=== 10mA <sup>2</sup>
	4-Button Pico Scene Keypad	PJ2-4B-GXX-P01 <sup>1</sup>	4-button pre-engraved keypad with Bright, Entertain, Movie, and Off scenes	3V=== 10mA <sup>2</sup>
		PJ2-4B-GXX-P02 <sup>1</sup>	4-button pre-engraved keypad with Bright, Cooking, Dining, and Off scenes	3V=== 10mA <sup>2</sup>
		PJ2-4B-GXX-P03 <sup>1</sup>	4-button pre-engraved keypad with Bright, Entertain, Relax, and Off scenes	3V=== 10mA <sup>2</sup>

1. XX denotes Gloss color suffix: WH White, IV Ivory, LA Light Almond, BL Black  
2. Uses single CR 2032 battery (included).




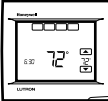
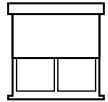
Product	Name	Model Number	Specifications/Descriptions	Voltage
<b>Pico Remotes</b>				
	Pico Paddle Remote	PJ2-P2B-GXX <sup>1</sup>	Tap control	3V=== 10mA <sup>3</sup>
	Pico Original Remote	PJ2-3BRL-GXX-L01 <sup>2</sup>	3-button with raise/lower and light icon engraving Additional Pico styles available. Please visit <a href="http://lutron.com/pico">lutron.com/pico</a> to view the full selection.	3V=== 10mA <sup>3</sup>
	2-Button Pico Smart Remote	PJ2-2B-GXX-L01 <sup>2</sup>	2-button with light icon engraving	3V=== 10mA <sup>3</sup>
	Pico Remote with 4 Buttons	PJ2-4B-XX-L01P <sup>2</sup>	Dimming control 4-button with raise/lower and light icon engraving	3V=== 10mA <sup>3</sup>
		PJ2-4B-XX-L21P <sup>2</sup>	2-group switch control 4-button with dual group light icon engraving	3V=== 10mA <sup>3</sup>
		PJ2-4B-XX-L31P <sup>2</sup>	3-scene control 4-button with light icon scene engraving	3V=== 10mA <sup>3</sup>
	Pico Smart Remote for Fan Control	PJ2-3BRL-GXX-F01 <sup>2</sup>	3-button with raise/lower and fan icon engraving	3V=== 10mA <sup>3</sup>
	Pico Smart Remote for Audio	PJ2-3BRL-GWH-A02 (White)	3-button with raise/lower and audio icon engraving	3V=== 10mA <sup>3</sup>
		PJ2-3BRL-GBL-A02 (Black)		

1. XX denotes Gloss color suffix: WH White, IV Ivory, LA Light Almond, GR Gray, BL Black, BR Brown  
2. XX denotes Gloss color suffix: WH White, IV Ivory, LA Light Almond, BL Black  
3. Uses single CR 2032 battery (included).

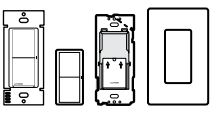
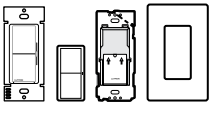
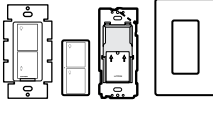
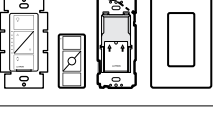

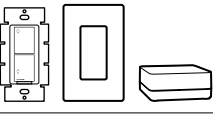
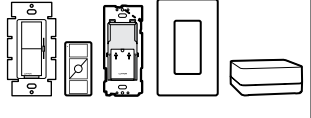
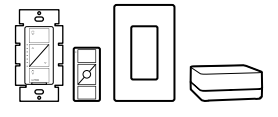

# Ordering Information

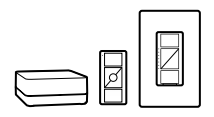
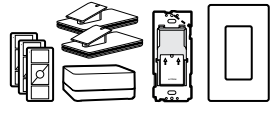
Product	Name	Model Number	Specifications/Descriptions	Voltage
<b>Smart Plug-in Controls</b>				
	Wallplate Bracket	PICO-WBX-ADAPT	Wallplate bracket allows for easy installation of a Pico remote/keypad over an existing wallbox or directly on any wall surface	
	Car Visor Clip	PICO-CAR-CLIP	Provides an easy way to attach a Pico remote/keypad to your car's sun visor	
	Tabletop Pedestals	L-PED1-WH (White)	Single pedestal	
		L-PED1-BL (Black)	Single pedestal	
		L-PED2-WH (White)	Double pedestal	
		L-PED2-BL (Black)	Double pedestal	
		L-PED3-WH (White)	Triple pedestal	
		L-PED3-BL (Black)	Triple pedestal	
<b>Pico Scene Keypad</b>				
	Wireless Sensor	PD-OSENS-WH	Wireless occupancy/vacancy sensor with wall- and corner- mount brackets	3V $\equiv$ 14 mA <sup>1</sup>
		PD-VSENS-WH	Wireless vacancy only sensor with wall- and corner- mount brackets	3V $\equiv$ 14 mA <sup>1</sup>

1. Uses single CR 123 battery (included).

Product	Name	Model Number	Specifications/Descriptions	Voltage
<b>Smart Hub and Smart Hub PRO</b>				
	Smart Hub with HomeKit Technology	L-BDG2-WH-C	Smart Hub allows control via the Lutron App and integration with leading smart home brands	120V $\sim$ 5V- 300mA (power supply included)
	Smart Hub <b>PRO</b> with HomeKit Technology	L-BDGPRO2-WH-C	Smart Hub PRO allows third-party pro level integration, control via the Lutron App and integration with leading smart home brands	120V $\sim$ 5V $\equiv$ 300mA (power supply included)
<b>Repeater</b>				
	Repeater	PD-REP-WH	Extends wireless range up to 60 ft.	5V $\equiv$ 100mA (power supply included)
<b>Thermostat</b>				
	Lutron-Honeywell Wireless Thermostat	L-HWL2-WIFI	Up to 3 heat/2 cool heat pump or up to 2 heat/2 cool conventional Requires common wire connection	24V $\sim$
<b>Automated Shades</b>				
	Please visit <a href="http://lutron.com/triathlon">lutron.com/triathlon</a>			

# Ordering Information

Product	Name	Model Number	Specifications/ Descriptions
<b>Kits</b>			
	1 Claro Smart Neutral Switch 1 Pico Paddle Remote 1 Wallplate Bracket 1 Wallplate	DVRF-PKG1S-WH-RC (White only)	(1) DVRF-5NS-WH-C (1) PJ2-P2B-GWH (1) PICO-WBX-ADAPT (1) CW-1-WH
	1 Diva Smart Dimmer 1 Pico Paddle Remote 1 Wallplate Bracket 1 Wallplate	DVRF-PKG1D-WH-RC (White only)	(1) DVRF-6L-WH-C (1) PJ2-P2B-GWH (1) PICO-WBX-ADAPT (1) CW-1-WH
	1 Original Smart Switch 1 Pico Original Remote 1 Wallplate Bracket 1 Wallplate	P-PKG1WS-WH-C (White only)	(1) PD-5ANS-WH (1) PJ2-2B-WH-L01 (1) PICO-WBX-ADAPT (1) CW-1-WH
	1 Original Smart Dimmer 1 Pico Original Remote 1 Wallplate Bracket 1 Wallplate	P-DIM-3WAY-WH-C (White only)	(1) PD-6WCL-WH-C (1) PJ2-3BRL-WH-L01R (1) PICO-WBX-ADAPT (1) CW-1-WH
	1 Lamp Dimmer 1 Pico Original Remote	P-PKG1P-WH-C (White only)	(1) PD-3PCL-WH-C (1) PJ2-3BRL-WH-L01R
	1 Original Smart Switch 1 Wallplate 1 Smart Hub	P-BDG-PKG1WS-C (White only)	(1) PD-5ANS-WH (1) CW-1-WH (1) L-BDG2-WH-C
	1 Diva Smart Dimmer 1 Pico Original Remote 1 Wallplate Bracket 1 Wallplate 1 Smart Hub	DVRF-BDG-1D-C (White only)	(1) DVRF-6L-WH-C (1) PJ2-3BRL-WH-L01R (1) PICO-WBX-ADAPT (1) CW-1-WH (1) L-BDG2-WH-C
	1 Original Smart Dimmer 1 Pico Original Remote 1 Wallplate 1 Smart Hub	P-BDG-PKG1W-C (White only)	(1) PD-6WCL-WH-C (1) PJ2-3BRL-WH-L01R (1) CW-1-WH (1) L-BDG2-WH-C
	1 Lamp Dimmer 1 Pico Original Remote 1 Smart Hub	P-BDG-PKG1P-C (White only)	(1) PD-3PCL-WH-C (1) PJ2-3BRL-WH-C-L01R (1) L-BDG2-WH-C

Product	Name	Model Number	Specifications/ Descriptions
<b>PRO Kits</b>			
	1 Smart Hub <b>PRO</b> 1 Original Smart Dimmer 1 Pico Original Remote 1 Wallplate	P-BDGPRO-PKG1W-C (White only)	(1) L-BDGPRO2-WH-C (1) PD-6WCL-WH-C (1) PJ2-3BRL-WH-L01R (1) CW-1-WH
	1 Smart Hub <b>PRO</b> 3 Pico Smart Remotes for Audio 2 Pedestals 1 Wallplate Bracket 1 Wallplate	P-BDGPRO-PKG3AWC (White only)	(1) L-BDGPRO2-WH-C (3) PJ2-3BRL-GWH-A02 (2) L-PED1-WH (1) PICO-WBX-ADAPT (1) CW-1-WH



The Lutron logo, Lutron, the Caséta logo, Caséta, Claro, Clear Connect, Diva, Pico, Serena, Sivoia QS, and Triathlon are trademarks or registered trademarks of Lutron Electronics Co., Inc., in the U.S. and other countries. All other product names, logos, and brands are property of their respective owners.

**CasetaWireless.com**

Lutron Electronics Co., Inc., 7200 Suter Road, Coopersburg, PA 18036-1299

**Customer Assistance**

Online: [lutron.com/help](https://lutron.com/help) | Email: [support@lutron.com](mailto:support@lutron.com) | Phone: 1.844.LUTRON1 (588.7661) — includes 24/7 technical support

© 06/2025 Lutron Electronics Co., Inc. | P/N 367-2499/CA REV W