



SIMATIC NET, DP/AS-Interface Link advanced, Gateway PROFIBUS DP/AS-Interface with master profile M3, M4 according to AS-i specification V3.0 for integration in PROFIBUS DP, Double master with display, Degree of protection IP20

General technical data		
product designation		PROFIBUS DP/AS-Interface Link
product type designation		DP/AS-i LINK Advanced (double master)
protection class IP		IP20
type of electrical connection of the AS-Interface		Screw-type connection
type of voltage supply		via AS-i or external 24 V supply
supply voltage from optional external supply voltage at DC	V	24
consumed current		
• from profile conductors of the AS-Interface		
— at 30 V maximum	mA	250
— at 24 V with AS-i Power24V maximum	mA	250
power loss [W]	W	7.5
insulation voltage rated value	V	500
product feature redundancy capability		Yes
• note		in connection with Y-Link
product function suitable for AS-i Power24V		Yes
• note		from product status 4 / firmware V2.2
product function		
• web-based management		Yes
• diagnostics via email		Yes
• galvanic isolation		Yes
display version		
• as status display by LED		SF, BF, ON, APF, CER, AUP, CM
• as status indication through display		LCD display, full graphic, backlighting, 128 x 64 pixels
type of configuration of the AS-Interface		Operator display, integrated web server, STEP7, GSD, command interface
Communication/ Protocol		
version of the AS-Interface specification		V 3.0
AS-Interface master profile is supported		M4 (in acc. with AS-interface specification V 3.0)
type of data transmission		PROFIBUS
number of interfaces		
• as AS-Interface		2
• according to RS 485		1
• according to Industrial Ethernet		1
• according to PROFINET		0
• according to wireless		0
• according to USB		0
• other		1
product component optical interface		No
protocol is supported		

• ASIsafe (Safety at work) protocol		No
• PROFIsafe protocol		No
• PROFIBUS protocol		Yes
• PROFINET IO protocol		No
• PROFINET CBA protocol		No
• TCP/IP		Yes
• SNMP		Yes
standard for wireless communication IEEE 802.11		No

Inputs/ Outputs

number of inputs for AS-Interface maximum		496
number of outputs for AS-Interface maximum		496
number of AS-i slaves per AS-Interface maximum		62
bus cycle time of the AS-Interface		
• for 31 slaves	ms	5
• for 62 slaves	ms	10
access to digital I/O data		via process image/peripheral addresses
access to analog I/O data		via process diagram/peripheral addresses and data record transfer

Mechanical data

width	mm	90
height	mm	132
depth	mm	88.5
fastening method		snap-on fastening on 35 mm DIN rail
module format		IP20

Ambient conditions

ambient temperature		
• if installed on horizontal mounting rail during operation	°C	0 ... 60
• during transport	°C	-30 ... +70
• during storage	°C	-30 ... +70
relative humidity at 25 °C during operation maximum	%	95
installation altitude at height above sea level maximum	m	3 000

Safety related data

suitability for use safety-related function		No
explosion protection marking for intrinsic safety of related equipment		
• EEx ia		No
• EEx ib		No
explosion protection category for gas		II 3 G Ex ec IIC T4 Gc
explosion protection category for dust		none

Certificates/ approvals

General Product Approval	EMV
---------------------------------	-----



[FM](#)



[KC](#)

For use in hazardous locations **Test Certificates**



[FM](#)



[Special Test Certificate](#)

other **Environment**

[Confirmation](#)

[Environmental Confirmations](#)

Further information

Information on the packaging

<https://support.industry.siemens.com/cs/ww/en/view/109813875>

Information- and Downloadcenter (Catalogs, Brochures,...)

<https://www.siemens.com/ic10>

Industry Mall (Online ordering system)

<https://mall.industry.siemens.com/mall/en/en/Catalog/product?mlfb=6GK1415-2BA20>

Cax online generator

<http://support.automation.siemens.com/WW/CAXorder/default.aspx?lang=en&mlfb=6GK1415-2BA20>

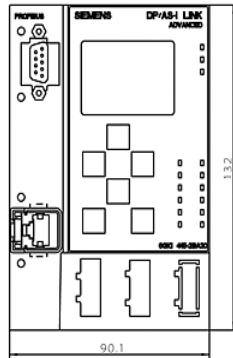
Service&Support (Manuals, Certificates, Characteristics, FAQs,...)

<https://support.industry.siemens.com/cs/ww/en/ps/6GK1415-2BA20>

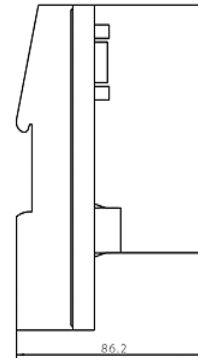
Image database (product images, 2D dimension drawings, 3D models, device circuit diagrams, EPLAN macros, ...)

http://www.automation.siemens.com/bilddb/cax_de.aspx?mlfb=6GK1415-2BA20&lang=en

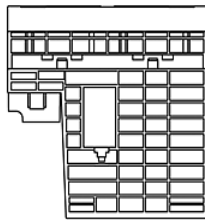
Vorne / Front



Links / Left



Oben / Top



last modified:

4/1/2025 