

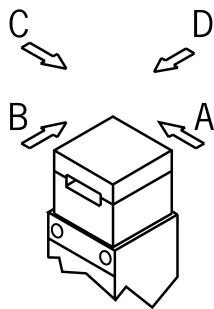
TZ1LE024BHA-C1903 (Order no. 082095)

Safety switch TZ, plug connector BHA (MR10), manual release, special wiring

- ▶ Plug connector BHA (MR10)
- ▶ Manual release
- ▶ LED indicator
- ▶ Red cover
- ▶ Actuating head fitted left
- ▶ Closed-circuit current principle



Approach direction



Horizontal

Can be adjusted in 90° steps

Guard locking principle


Power to unlock: On a guard with guard locking based on the closed-circuit current principle, the guard is locked by spring force until the guard locking solenoid is supplied with power. Unlocking is by solenoid force. The term mechanical guard locking is also used.

LED indicator


The LED indicator illuminates red when voltage is applied to the guard locking solenoid. The LED indicator illuminates green when the safety door is closed & locked.

Switching element

SK 2121 Slow-action switching contact

Contacts for door monitoring: 3 positively driven contacts 

ÜK 2121 Slow-action switching contact

Contacts for guard locking: 4 positively driven contacts 

Accessories required

Actuator is not included.

Functional drawings

