

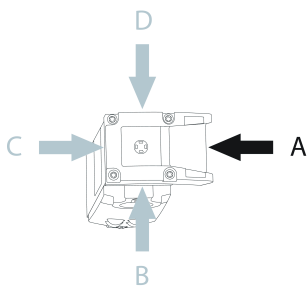
CET2-AR-CRA-CH-50X-SG-110082 (Order no. 110082)

Safety switch with guard locking CET-AR-..., RFID, plug connector(s) M12

- ▶ Open-circuit current principle
- ▶ Multicode
- ▶ Monitoring output guard locking OUT
- ▶ 2 x plug connector(s) M12, 5-pin and 8-pin



Approach direction



Horizontal

Can be adjusted in 90° steps

Guard locking principle

Open-circuit current (power on to lock): On a guard with guard locking based on the open-circuit current principle, the guard is locked until the power supply to the guard locking solenoid is interrupted. Unlocking is by spring force. The term electrical guard locking is also used.

Multicode evaluation

The system checks whether the actuator type is one that can be recognized by the system (multicode evaluation). The system has a low coding level. Every suitable actuator is recognized by the switch.

Safety characteristics

Thanks to two redundant safety outputs (semiconductor outputs) with internal monitoring, the device is suitable for:

- ▶ Category 4 /PL e according to EN 13849-1
- ▶ SIL 3 according to EN IEC 62061 Table 4

The OSSD outputs used check their function for short circuits and short circuits with test pulses.

LED indicator

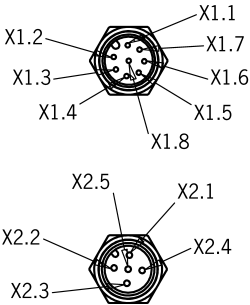


LED STATE Status LED

DIA LED Diagnostics LED

LED 1 rd freely configurable

LED 2 gn freely configurable

Terminal assignment

Plug connector (view of connection side)	Pin	Designation	Function	Connecting cable conductor coloring
	X 1.1	IB	Enable input, channel B	WH
	X 1.2	UB	Electronics operating voltage, 24 V DC	BN
	X 1.3	OA	Safety outputs channel A 	GN
	X 1.4	OB	Safety outputs channel B 	YE
	X 1.5	OUT	Guard lock monitoring output	GY
	X 1.6	IA	Enable input, channel A	PK
	X 1.7	0 V UB	Electronics operating voltage, 0 V DC	BU
	X 1.8	RST	Reset input	RD
	X 2.1	0 V UCM	Solenoid operating voltage, 0 V DC	BN
	X 2.2	LED 1	LED 1 red, freely assignable, 24 V DC	WH
	X 2.3	LED 2	LED 2 green, freely assignable, 24 V DC	BU
	X 2.4	UCM	Solenoid operating voltage, 24 V DC	BK
	X 2.5	-	without feedback loop and without teach-in input	GY

Accessories required

Actuator is not included.

The safety switch can only be actuated in conjunction with the actuators provided for this purpose.