

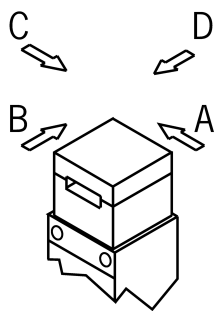
TZ1LE024MVFG-RC1925 (Order no. 089464)

Safety switch TZ, cable entry M20 x 1.5

- ▶ Cable entry M20 x 1.5
- ▶ Auxiliary release
- ▶ LED indicator
- ▶ Red cover
- ▶ Actuating head fitted left
- ▶ Closed-circuit current principle



Approach direction



Horizontal

Can be adjusted in 90° steps

Guard locking principle


Power to unlock: On a guard with guard locking based on the closed-circuit current principle, the guard is locked by spring force until the guard locking solenoid is supplied with power. Unlocking is by solenoid force. The term mechanical guard locking is also used.

LED indicator


The switch has two freely assignable LED indicators (red and green).

Switching element

SK 2121 Slow-action switching contact

Contacts for door monitoring: 4 positively driven contacts 

ÜK 2121 Slow-action switching contact

Contacts for guard locking: 4 positively driven contacts 

Auxiliary release

The auxiliary release on the front makes it possible to access the machine if there is a malfunction, e.g. a power failure. Unlocking is performed using a tool or a key. The auxiliary release must be protected against misuse (sealing, lacquer).

Accessories required

Actuator is not included.

Functional drawings

