

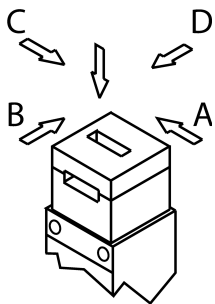
## STA3A-4141A024M (Order no. 099274)

### STA safety switch, M20 x 1.5 cable entry, contacts for door position

- ▶ 3 x cable entry M20 x 1.5
- ▶ Contacts for the door position
- ▶ Auxiliary release
- ▶ Closed-circuit current principle



#### Approach direction



Horizontal and vertical

Can be adjusted in 90° steps

Increased overtravel for horizontal approach direction


If increased play is required when the door is closed, an actuator with overtravel is available. With this actuator the door can move slightly in the actuating direction when closed. This is important, for example, if safety doors have a rubber end stop. Using an actuator with overtravel, the continuous pressure from the compressed rubber can be reduced. In this way the load is reduced on the switch head and the door mechanism.


#### Guard locking principle

Power to unlock: On a guard with guard locking based on the closed-circuit current principle, the guard is locked by spring force until the guard locking solenoid is supplied with power. Unlocking is by solenoid force. The term mechanical guard locking is also used.

#### Switching element

4141 Slow-action switching contact

Contacts for guard locking: 2 positively driven contacts 

Contacts for door monitoring: 2 positively driven contacts 

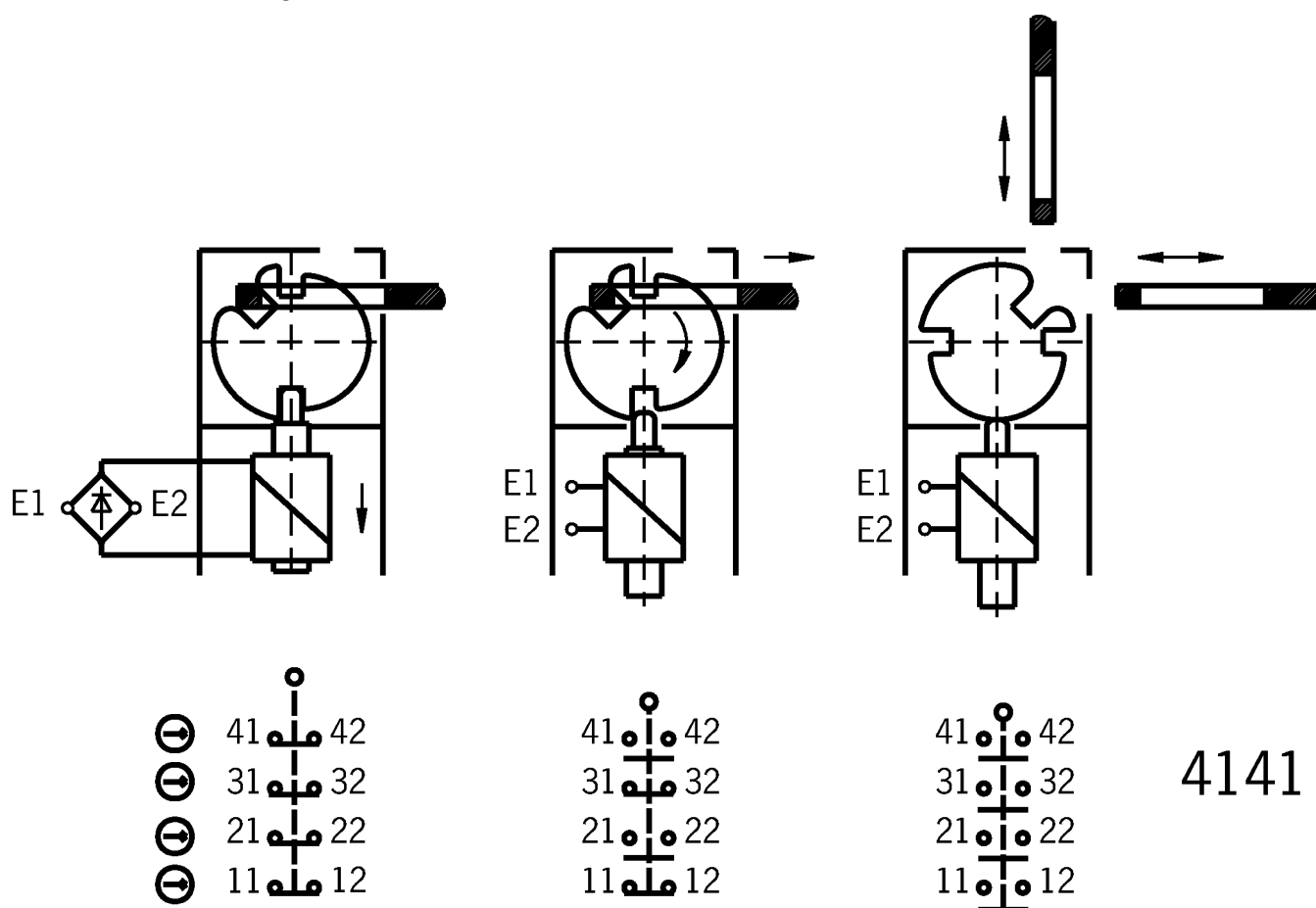
## Auxiliary release

The auxiliary release on the front makes it possible to access the machine if there is a malfunction, e.g. a power failure. Unlocking is performed using a tool or a key. The auxiliary release must be protected against misuse (sealing, lacquer).

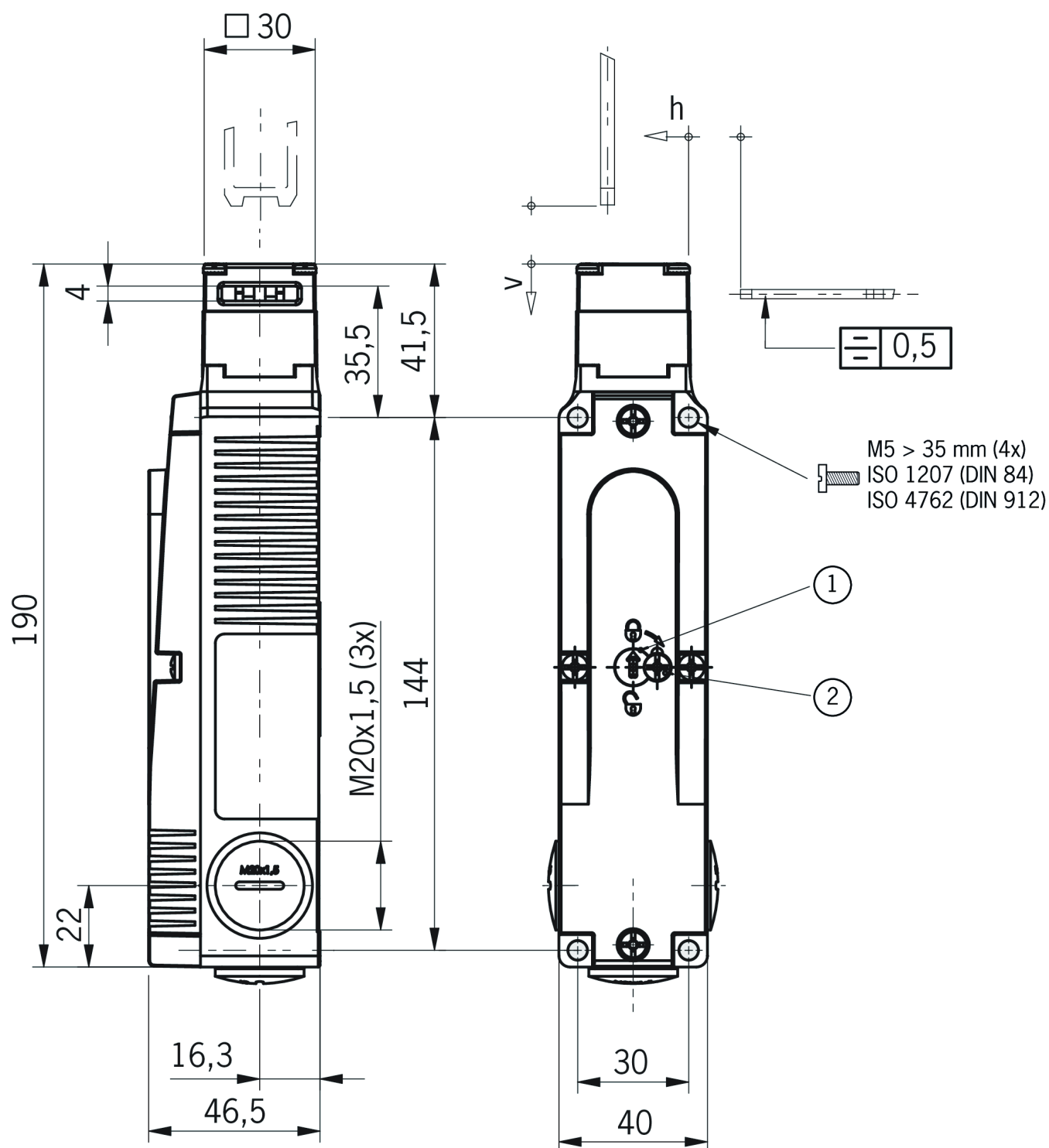
## Accessories required

Actuator is not included.

## Functional drawings



## Dimensional drawings



1 Auxiliary release

2 Locking screw