

CTP-L2-AP-U-HA-AZE-SH-158402 (Order no. 158402)

Safety switch with guard locking CTP-AP EXTENDED, RFID, plug connector(s) M23 (RC18)

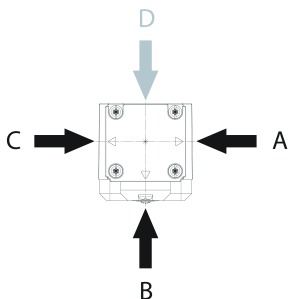
- ▶ Extended (2 illuminated pushbuttons)
- ▶ Open-circuit current principle
- ▶ Unicode
- ▶ Guard lock monitoring output OL
- ▶ Monitoring output door position OD
- ▶ Monitoring output diagnosis OI
- ▶ Plug connector(s) M23 (RC18), 19-pole



Version Extended

The Extended version includes additional control and display elements.

Approach direction



Horizontal

Can be adjusted in 90° steps

Guard locking principle

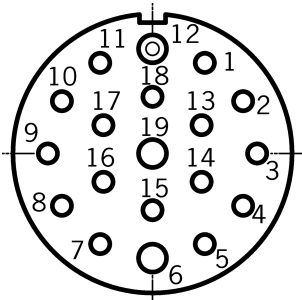


Open-circuit current (power on to lock): On a guard with guard locking based on the open-circuit current principle, the guard is locked until the power supply to the guard locking solenoid is interrupted. Unlocking is by spring force. The term electrical guard locking is also used.

Unicode evaluation

Each actuator is highly coded (unicode). The switch detects only taught-in actuators. Additional actuators can be taught-in.

Only the last actuator taught-in is detected.

Terminal assignment

Plug connector (view of connection side)	Pin	Designation	Function	Connecting cable conductor coloring
	1	IMP	Electronics operating voltage, 24 V DC	VT
	2	-	n.c.	RD
	3	-	n.c.	GY
	4	FO1A	Safety outputs channel A 	RD/BU
	5	FO1B	Safety outputs channel B 	GN
	6	UB	Operating voltage electronics, controls/indicators 24 V DC	BU
	7	RST	Reset input	GY/PK
	8	OD	Door position monitoring output	GN/WH
	9	OI	Diagnostic monitoring output	YE/WH
	10	OL	Guard lock monitoring output	GY/WH
	11	-	n.c.	BK
	12	FE	Functional earth (must be connected to meet the EMC requirements)	GN/YE
	13	IMM	Solenoid operating voltage, 0 V DC	PK
	14	-	n.c.	BN/GY
	15	S2	Pushbutton 2 (illuminated)	BN/YE
	16	H2	LED 2	BN/GN
	17	S3	Pushbutton 3 (illuminated)	WH
	18	H3	LED 3	YE
	19	0 V UB	Operating voltage electronics, controls/indicators 0 V DC	BN

Lens set

The color of the pushbuttons can be selected using the color cover set included (5 colors). Item no.: 120344 (see Accessories)

Accessories required

Actuator is not included.

The safety switch can only be actuated in conjunction with the actuators provided for this purpose.