# CET4-AR-CRA-AH-50X-SG-C2355-162555 (Order no. 162555)

## Safety switch with guard locking CET-AR-..., RFID, plug connector(s) M12

- Open-circuit current principle
- Unicode
- 2 x monitoring output guard locking OUT
- Monitoring output door position OUT D
- 2 x plug connector(s) M12, 5-pin and 8-pin

## Approach direction

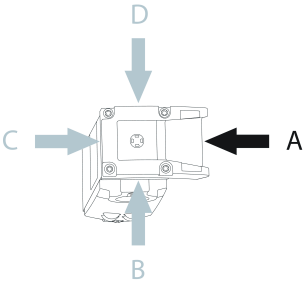


Horizontal
Can be adjusted in 90° steps

## Guard locking principle

Open-circuit current (power on to lock): On a guard with guard locking based on the open-circuit current principle, the guard is locked until the power supply to the guard locking solenoid is interrupted. Unlocking is by spring force. The term electrical guard locking is also used.

## Unicode evaluation

Each actuator is highly coded (unicode). The switch detects only taught-in actuators. Additional actuators can be taught-in.
Only the last actuator taught-in is detected.

## Safety characteristics

Thanks to two redundant safety outputs (semiconductor outputs) with internal monitoring, the device is suitable for:

- Category 4 /PL e according to EN 13849-1

- SIL 3 according to EN IEC 62061 Table 4

The OSSD outputs used check their function for short circuits and short circuits with test pulses.

## LED indicator

| | |
|---|---|
| LED STATE | Status LED |
| DIA LED | Diagnostics LED |
| LED 1 rd | illuminates when the solenoid is energized |
| LED 2 gn | illuminates when door is closed |

## Terminal assignment

| Plug connector (view of connection side) | Pin | Designation | Function | Connecting cable conductor coloring |
|---|---|---|---|---|
| 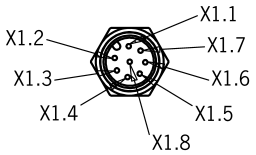 | X 1.1 | IB | Enable input, channel B | WH |
| | X 1.2 | UB | Electronics operating voltage, 24 V DC | BN |
| 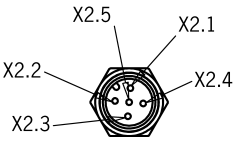 | X 1.3 | OA | Safety outputs channel A | GN |
| | X 1.4 | OB | Safety outputs channel B | YE |
| | X 1.5 | OUT | Guard lock monitoring output | GY |
| | X 1.6 | IA | Enable input, channel A | PK |
| | X 1.7 | 0 V UB | Electronics operating voltage, 0 V DC | BU |
| | X 1.8 | RST | Reset input | RD |
| | | | | |
| | X 2.1 | 0 V UCM | Solenoid operating voltage, 0 V DC | BN |
| | X 2.2 | OUT D | Door position monitoring output | – |
| | X 2.3 | OUT | Guard lock monitoring output | BU |
| | X 2.4 | UCM | Solenoid operating voltage, 24 V DC | BK |
| | X 2.5 | – | n.c. | GY |

## Accessories required

Actuator is not included.