

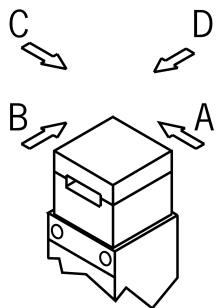
TZ1RE024SR6 (Order no. 046190)

Safety switch TZ, plug connector M26 (SR6)

- ▶ Plug connector M26 (SR6)
- ▶ Auxiliary release
- ▶ LED indicator
- ▶ Actuating head fitted right
- ▶ Closed-circuit current principle



Approach direction



Horizontal

Can be adjusted in 90° steps

Guard locking principle


Power to unlock: On a guard with guard locking based on the closed-circuit current principle, the guard is locked by spring force until the guard locking solenoid is supplied with power. Unlocking is by solenoid force. The term mechanical guard locking is also used.

LED indicator


The LED indicator illuminates red when the safety door is open or closed. It switches off when the safety door is locked. The LED indicator illuminates green when the safety door is closed or closed and locked.

Switching element

SK 528 Slow-action switching contact

Contacts for door monitoring: 1 positively driven contact  + 1 NO contact

ÜK 528 Slow-action switching contact

Contacts for guard locking: 1 positively driven contact  + 1 NO contact

Auxiliary release

The auxiliary release on the front makes it possible to access the machine if there is a malfunction, e.g. a power failure. Unlocking is performed using a tool or a key. The auxiliary release must be protected against misuse (sealing, lacquer).

Accessories required

Actuator is not included.

Functional drawings

