


## ESM-BL201 (Order no. 085607)

### Base unit ESM-BL., 2 safety contacts, Cat. 3

- ▶ Use up to category 3 according to EN ISO 13849-1
- ▶ LED status indicators
- ▶ 1-channel or 2-channel control
- ▶ 2 redundant safety contacts



### Relay outputs

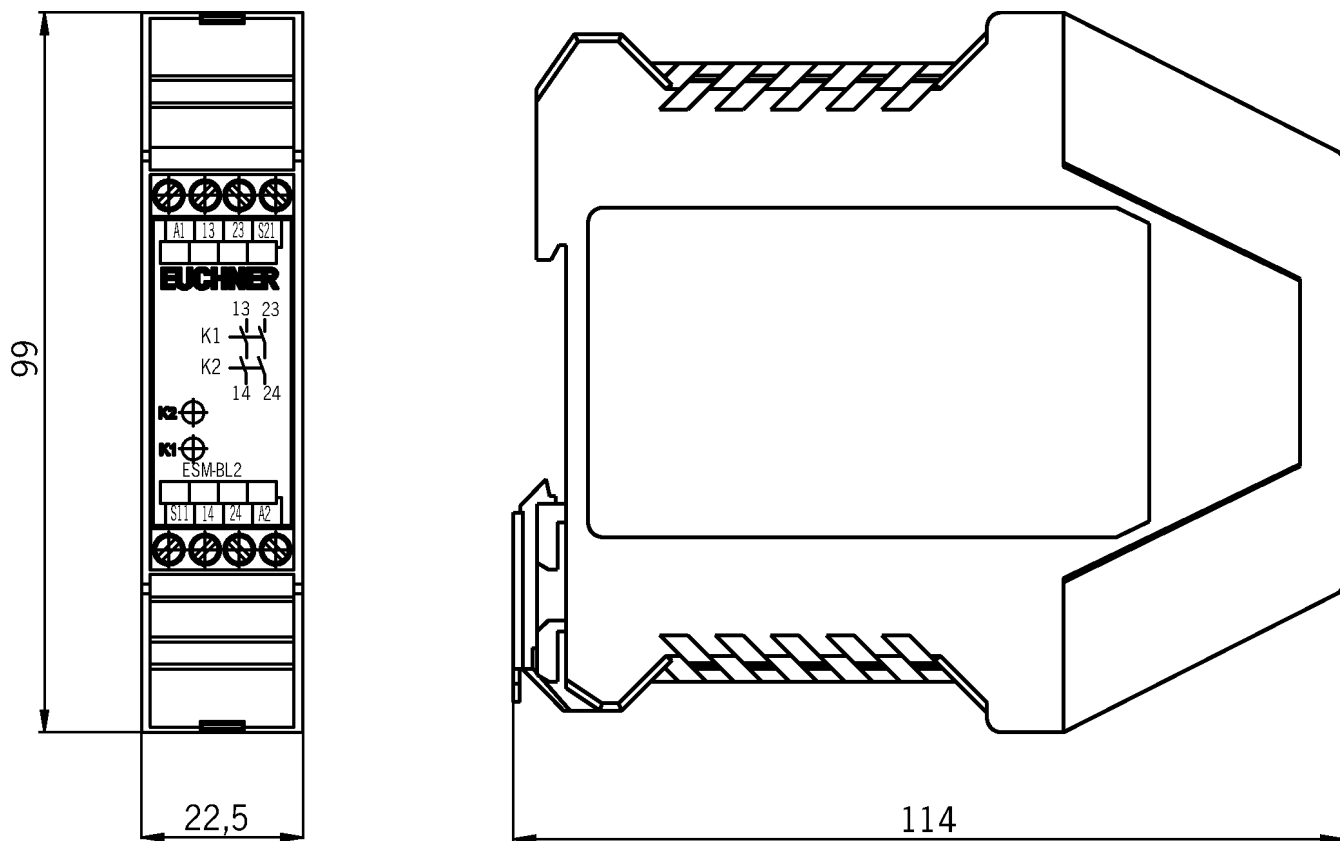
The outputs are electrically decoupled and of redundant design.

### Connection options

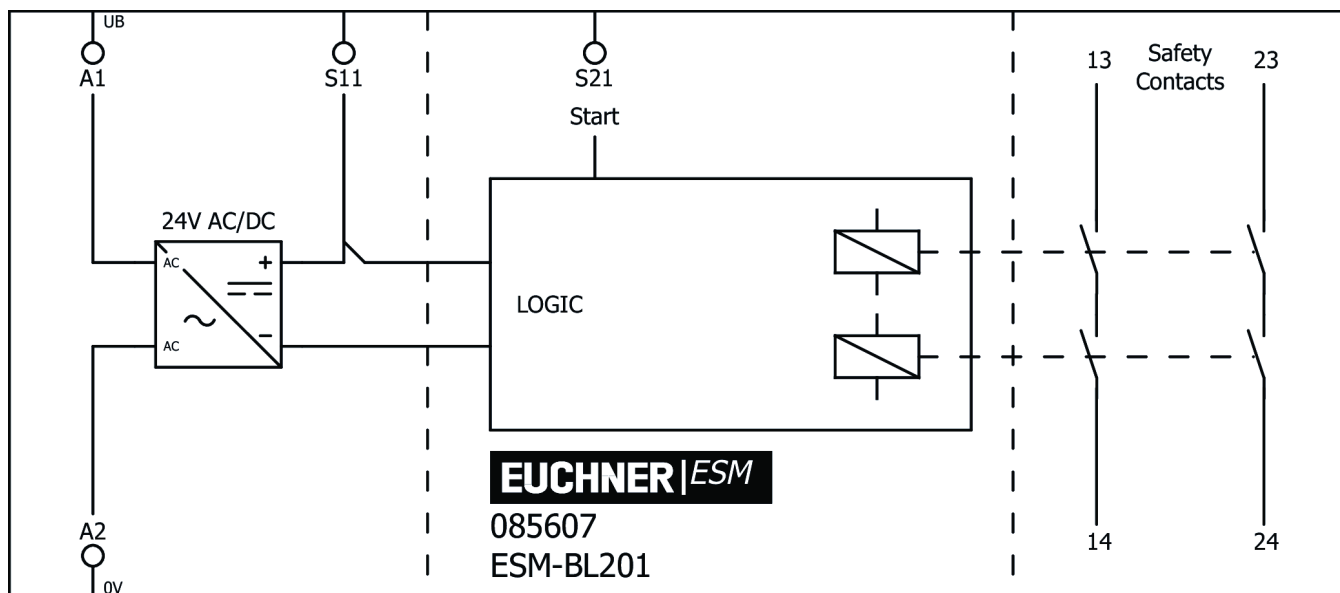
By using suitable wiring, the following functions can be selected:

- ▶ Relay start with automatic start or a start button
- ▶ Monitoring of downstream relays or contactors.

## Dimensional drawings



## Connection examples



## Technical data

### Approvals

Zulassung EAC    Zulassung TÜV Rheinland, BMPB mit ZG: Product Safety, Functional Safety    Zulassung c\_UL\_us LISTED

### Mechanical values and environment

Housing material

Housing    Polyamide PA6.6

Weight

Net    0,23 kg

Ambient temperature

At  $U_B = 24V$  DC     $-15 \dots 60 \text{ }^\circ\text{C}$

At  $U_B = 24V$  AC     $-15 \dots 40 \text{ }^\circ\text{C}$

Degree of protection

IP20

Mechanical life

operating cycles     $10 \times 10^6$

Contact material

AgNi-10

Mounting method

Mounting rail 35mm according to DIN EN 60715 TH35

Connection

Connection terminals

Length of control cable

With conductor cross-section  $0.75\text{mm}^2$     1000 m

### Safety contacts 13/14, 23/24

Number of safety contacts

2

### Electrical connection ratings

Operating voltage

AC/DC     $24V -10\% \dots +10\%$

(All the electrical connections must either be isolated from the mains supply by a safety transformer according to EN 61558-2-6 with limited output voltage in the event of a fault, or by other equivalent isolation measures.)

Rated insulation voltage  $U_i$

250 V

Rated impulse withstand voltage  $U_{imp}$

Leakage path/air gaps    4 kV