


ESM-TE301-05S (Order no. 097223)

Contact expansion ESM-TE., 3 safety contacts, 1 auxiliary contact, time-delay, cat. 3

- ▶ Use up to category 3 according to EN ISO 13849-1
- ▶ LED status indicators
- ▶ Control via safety base modules
- ▶ 3 redundant time-delayed safety contacts
- ▶ Fixed time delay of 0.5 s
- ▶ 1 auxiliary contact
- ▶ Earth fault/ground fault monitoring can be selected



Relay outputs

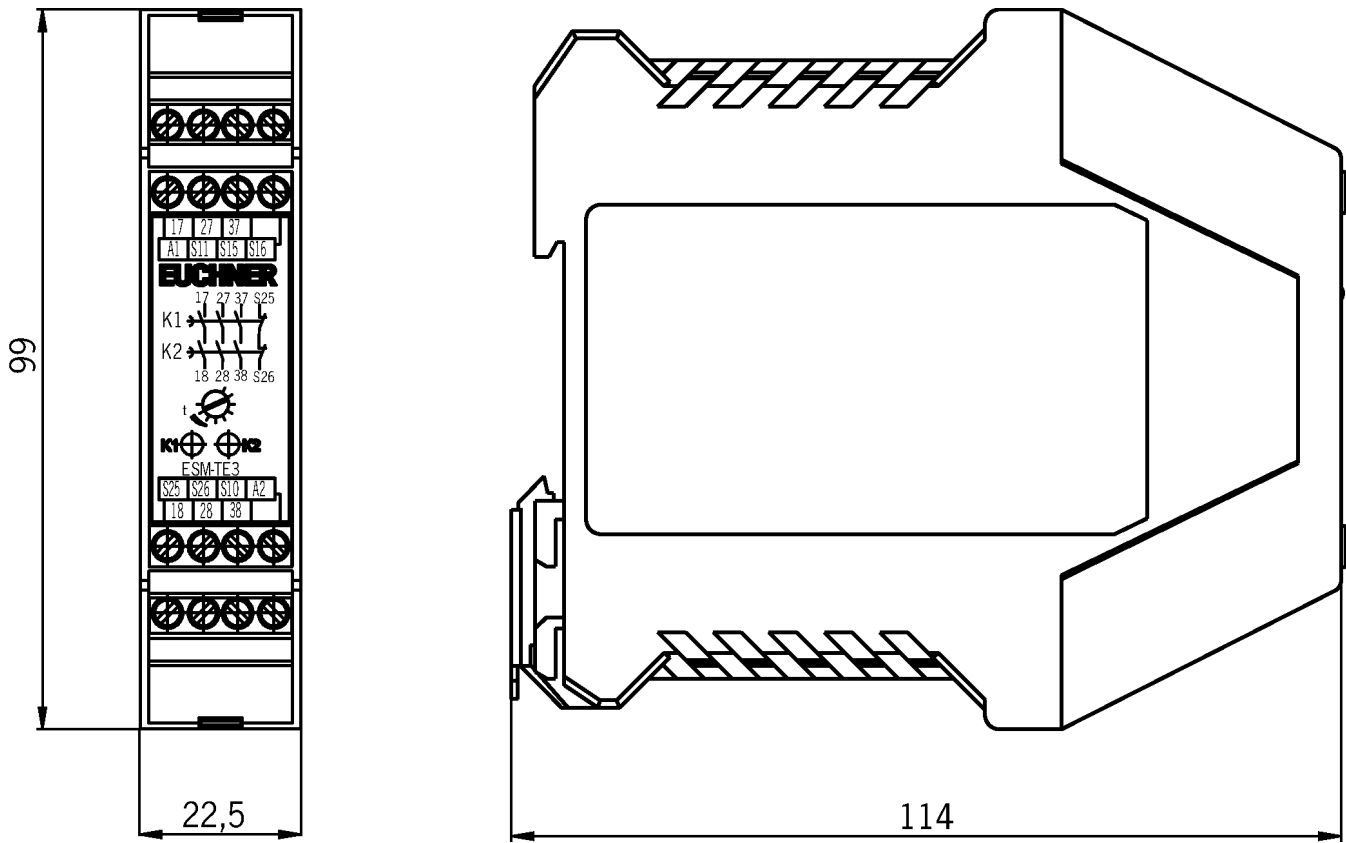
The outputs are electrically decoupled and of redundant design.

Connection

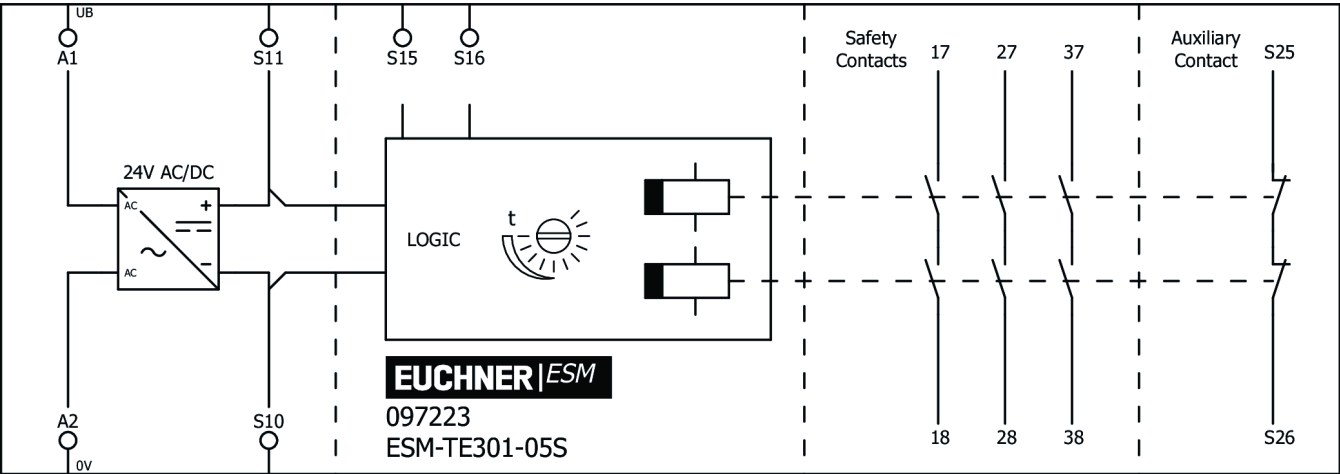
By using suitable wiring the following function can be selected:

- ▶ Earth fault/ground fault monitoring to detect short circuits between the connecting cables and earth or ground and to shut down the outputs or prevent relay starting if necessary.

Dimensional drawings



Connection examples



Technical data

Approvals

Zulassung EAC Zulassung TÜV Rheinland, BMPB mit ZG: Product Safety, Functional Safety Zulassung c_UL_us LISTED

Mechanical values and environment

Housing material

Housing Polyamide PA6.6

Weight

Net 0,23 kg

Ambient temperature

At $U_B = 24V$ AC $-15 \dots 40 \text{ }^{\circ}C$

At $U_B = 24V$ DC $-15 \dots 60 \text{ }^{\circ}C$

Degree of protection

IP20

Mechanical life

operating cycles 10×10^6

Contact material

AgNi-10

Mounting method

Mounting rail 35mm according to DIN EN 60715 TH35

Connection

Connection terminals

Length of control cable

With conductor cross-section 0.75mm^2 1000 m

Safety contacts 17/18, 27/28, 37/38

Number of safety contacts

3

Auxiliary contacts S25/S26

Number of auxiliary contacts

1

Electrical connection ratings

Operating voltage

AC/DC $24 V -10\% \dots +10\%$

(All the electrical connections must either be isolated from the mains supply by a safety transformer according to EN 61558-2-6 with limited output voltage in the event of a fault, or by other equivalent isolation measures.)

Rated insulation voltage U_i

250 V