


MGB-L1H-ARA-R-111655 (Order no. 111655)

Locking set MGB-L1H-ARA... (guard locking by spring force) with 2 pushbuttons, incl. label carrier, RC18

- ▶ Guard locking with guard lock monitoring
- ▶ Can be connected in series with other AR devices (e.g. CES-AR and CET-AR)
- ▶ 2 pushbuttons (illuminated, ye, wh)
- ▶ incl. adhesive labels
- ▶ With plug connector RC18
- ▶ Unicode



Guard locking type

MGB- The locking arm is held in the locked position by spring force and is unlocked by solenoid force
L1... (closed-circuit current principle, mechanically locked).

Door hinge

A mechanical door stop is permanently integrated into the evaluation module of the MGB. A marking on the stop makes adjustment easier.

LED indicator

The LED indicator indicates all important system and status information.

Monitoring outputs

- OT Bolt tongue inserted into the evaluation module
- OI Diagnostics; there is a fault

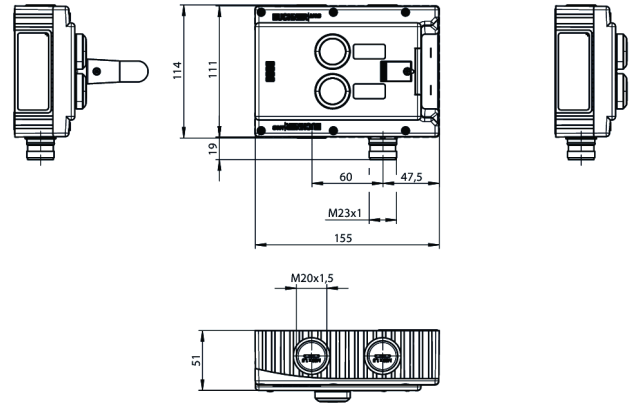
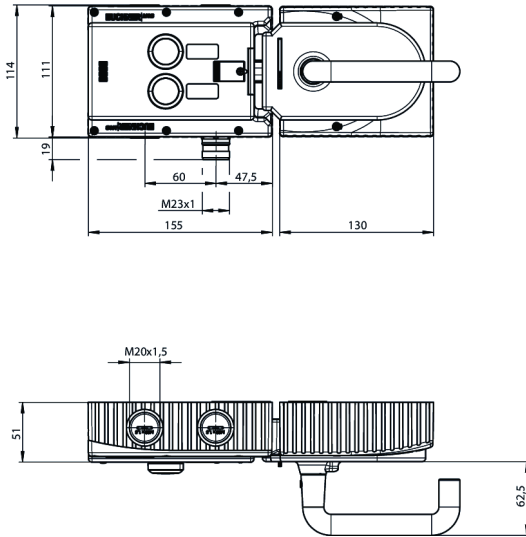
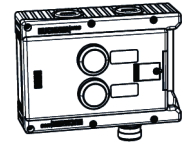
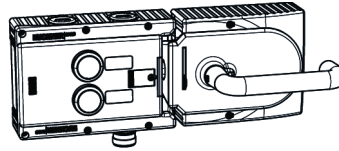

Pushbuttons

- S2 1 NO contact, yellow, illuminated
- S3 1 NO contact, white, illuminated

Adhesive labels

Devices with adhesive labels have pre-formed recesses. The adhesive labels enclosed (standard size 12.5 x 27 mm) can be affixed in these recesses.

Dimensional drawings



Dimensional drawings

