

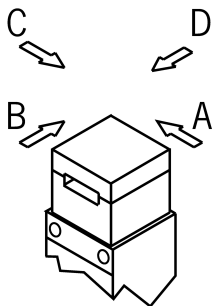
TZ1LE024BHAVFG-RC1971 (Order no. 085569)

Safety switch TZ, plug connector BHA (MR12), without auxiliary release, special wiring

- ▶ Plug connector BHA (MR12)
- ▶ Without auxiliary release
- ▶ LED indicator
- ▶ Protective plate for switch head
- ▶ Red cover
- ▶ Actuating head fitted left
- ▶ Closed-circuit current principle



Approach direction



Horizontal

Can be adjusted in 90° steps

Protective plate for switch head

Makes tampering with the switch more difficult.

Guard locking principle


Power to unlock: On a guard with guard locking based on the closed-circuit current principle, the guard is locked by spring force until the guard locking solenoid is supplied with power. Unlocking is by solenoid force. The term mechanical guard locking is also used.

LED indicator


The switch has two freely assignable LED indicators (red and green).

Switching element

SK 2121 Slow-action switching contact

Contacts for door monitoring: 4 positively driven contacts 

ÜK 2121 Slow-action switching contact

Contacts for guard locking: 4 positively driven contacts 

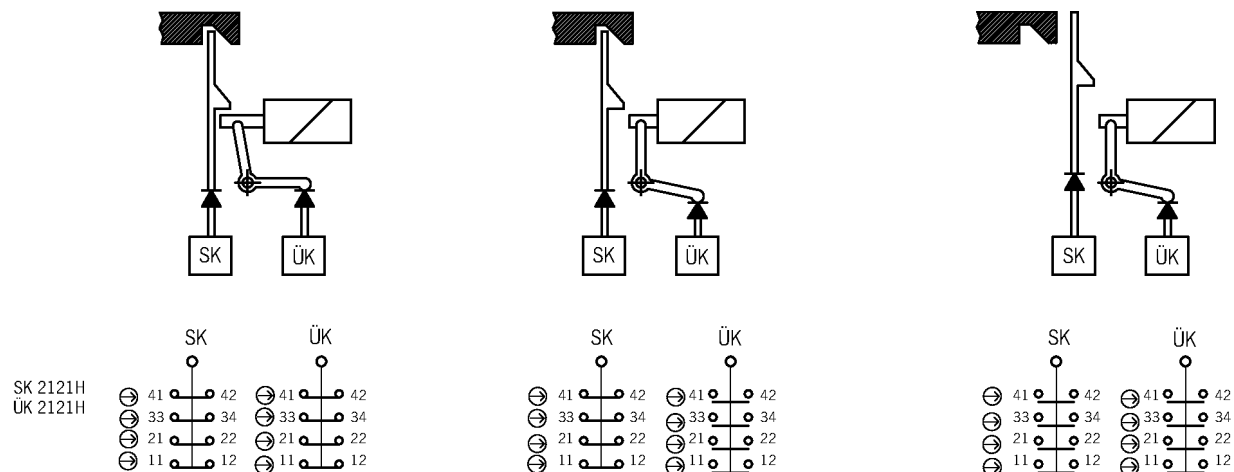
Without auxiliary release

The guard locking cannot be manually released.

Accessories required

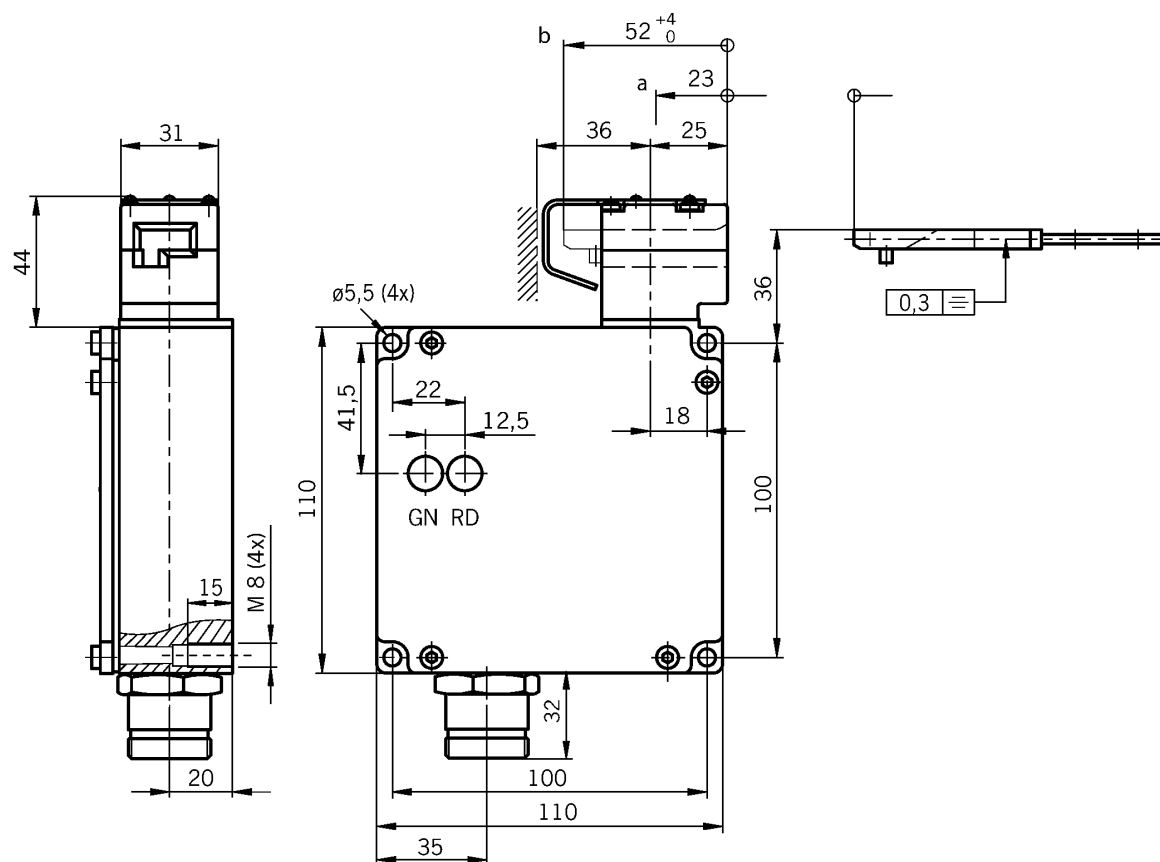
Actuator is not included.

Functional drawings



Dimensional drawings

TZ.R...



TZ.L...

