

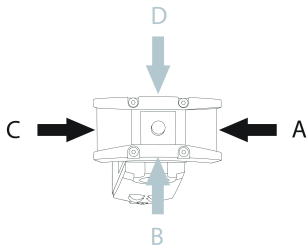
CET1-AR-CDA-AH-50X-SG-106275 (Order no. 106275)

Safety switch with guard locking CET-AR-..., RFID, plug connector(s) M12, double ramp

- ▶ Closed-circuit current principle
- ▶ Unicode
- ▶ Teach-in input J
- ▶ Monitoring output guard locking OUT
- ▶ 2 x plug connector(s) M12, 5-pin and 8-pin
- ▶ Double ramp



Approach direction



Horizontal

Can be adjusted in 90° steps

Guard locking principle

Power to unlock: On a guard with guard locking based on the closed-circuit current principle, the guard is locked by spring force until the guard locking solenoid is supplied with power. Unlocking is by solenoid force. The term mechanical guard locking is also used.

Unicode evaluation

Each actuator is highly coded (unicode). The switch detects only taught-in actuators. Additional actuators can be taught-in.

Only the last actuator taught-in is detected.

Safety characteristics

Thanks to two redundant safety outputs (semiconductor outputs) with internal monitoring, the device is suitable for:

- ▶ Category 4 /PL e according to EN 13849-1
- ▶ SIL 3 according to EN IEC 62061 Table 4

The OSSD outputs used check their function for short circuits and short circuits with test pulses.

LED indicator

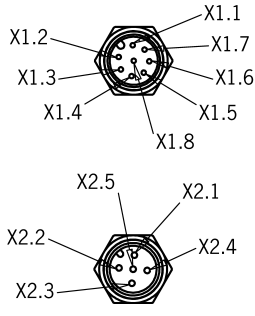


LED STATE Status LED

DIA LED Diagnostics LED

LED 1 rd freely configurable

LED 2 gn freely configurable

Terminal assignment

Plug connector (view of connection side)	Pin	Designation	Function	Connecting cable conductor coloring
	X 1.1	IB	Enable input, channel B	WH
	X 1.2	UB	Electronics operating voltage, 24 V DC	BN
	X 1.3	OA	Safety outputs channel A 	GN
	X 1.4	OB	Safety outputs channel B 	YE
	X 1.5	OUT	Guard lock monitoring output	GY
	X 1.6	IA	Enable input, channel A	PK
	X 1.7	0 V UB	Electronics operating voltage, 0 V DC	BU
	X 1.8	RST	Reset input	RD
	X 2.1	0 V UCM	Solenoid operating voltage, 0 V DC	BN
	X 2.2	LED 1	LED 1 red, freely assignable, 24 V DC	WH
	X 2.3	LED 2	LED 2 green, freely assignable, 24 V DC	BU
	X 2.4	UCM	Solenoid control input, 24 V DC	BK
	X 2.5	J	Teach-in input	GY

Accessories required

Actuator is not included.