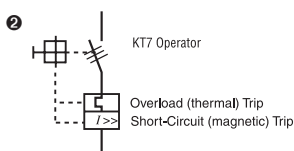


DISCONTINUED

Accessories for KT7

Accessory	Description	Operator Position ❶			Type	Connection Diagram and Terminal Markings ❷	For Use With	Catalog Number
		OFF	ON	Tripped				
		0	X	0	1 NO		KTA7/CTB7/ KTC7/KTV7 KTU7 ❸	KT7-PE1-10
		X	0	X	1 NC		KTA7/CTB7/ KTC7/KTV7 KTU7 ❸	KT7-PE1-01
	Front-Mounted Auxiliary Contact • 1-pole or 2-pole • No additional space required • 300V max.	0	X	0	1 NO		KTA7/CTB7/ KTC7/KTV7 KTU7 ❸	KT7-PE1-11
		X	0	X	1 NC			
		0	X	0	1 NO		KTA7/CTB7/ KTC7/KTV7 KTU7 ❸	KT7-PE1-20
		0	X	0	1 NO			
		X	0	X	1 NC		KTA7/CTB7/ KTC7/KTV7 KTU7 ❸	KT7-PE1-02
		X	0	X	1 NC			
	Right Side-Mounted Auxiliary Contact • 2-pole • Adds 9 mm to the width of the device • 600V max.	0	X	0	1 NO		KTA7 CTB7 KTC7 KTV7	KT7-PA1-20
		0	X	0	1 NO			
		X	0	X	1 NC		KTA7 CTB7 KTC7 KTV7	KT7-PA1-02
		X	0	X	1 NC			
		0	X	0	1 NO		KTA7 CTB7 KTC7 KTV7	KT7-PA1-11
		X	0	X	1 NC			





❶ X=Contact Closed
0=Contact Open






❸ When KT7-PE₁ is used with KTU7 Circuit Breakers, KT7-PEFC Load Terminal Cover is required to comply with UL489 terminal clearance standards.

DISCONTINUED

Accessories for KT_7

Accessory	Description	Color	For Use With	Catalog Number
 <p>KT7-KRY1 KT7-DS</p>	Lockable Twist Knob <ul style="list-style-type: none"> For 1 padlock 4...5 mm (1/4") dia. shackle Can be locked in OFF position 	Black	KTA7, KTB7, KTC7, KTV7, KTU7	KT7-KN1
		Red/Yellow		KT7-KRY1
	Locking Tag <ul style="list-style-type: none"> Padlock attachment to the lockable handles Up to three padlocks 4...8 mm (5/16") shackle 	Red	KT7-KN1 KT7-KRY1 KT7-45-KRY	KT7-DS
	Terminal Adapter for Type E Applications ❶ <ul style="list-style-type: none"> Required on all KT7s used in UL Type E applications May not be used with Bus Bars 	KTA/B/C7/V7-25/32		KT7-25-TE1
		KTA/B/C7-45		KT7-45-TE
	Anti-Tamper Shield <ul style="list-style-type: none"> Provides protection against inadvertent adjustment of the current setting 10 pieces per package (price per piece) 	KTA7 KTB7 KTC7 KTV7		KT7-25-CA
	Screw Adaptor <ul style="list-style-type: none"> For screw fixing of KT7 Motor Circuit Controller 10 pieces per package (price per piece) 	KTA7 KTB7 KTC7 KTV7 KTU7		KT7-45-AS

Marking Systems

Component	Description	Pkg. Qty.	Catalog Number
	Label Sheet - 1 sheet with 105 self-adhesive paper labels each, 6 x 17mm	1	CA7-FMS
	Marking Tag Sheet - 1 sheet with 160 perforated paper labels each, 6 x 17mm. To be used with transparent cover	1	CA7-FMP
	Transparent Cover - To be used with Marking Tag Sheets	100 ❷	CA7-FMC
	Tag Carrier - For marking with marker cards and tags. See page N6 for complete listing of available cards and tabs.	100 ❷	CA7-FMA2

❶ Terminal Adaptors are supplied as standard on enclosed KT7 and CX7 starters, as well as, CL8, CL7 and CK7 assembled products, assuring they can be used in Type E applications. Alternatively, compact busbar supply block KT7- _A2E or -A3E meet Type E requirements for terminal spacing.

❷ Minimum quantity is one package of 100. Price is each x 100 = total price.