

CTP-L1-AP-U-HA-AZ-SII-124468 (Order no. 124468)

Safety switch with guard locking CTP-AP, RFID, plug connector(s) M12, for connection to decentralized peripheral systems

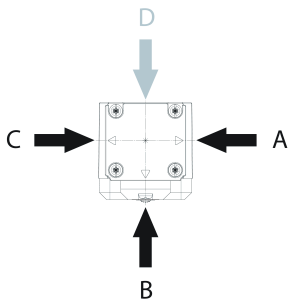
- ▶ Closed-circuit current principle
- ▶ Unicode
- ▶ 2 x plug connector(s) M12, 5-pin, pin 5 not assigned
- ▶ for connection to decentralized peripheral systems



Direct connection to decentralized peripheral systems

The connection via M12 plug connector(s) is optimized for direct connection to IP67 IO modules, such as ET200pro and ET200eco from SIEMENS, MVK from MURR and EP1957 from BECKHOFF.

Approach direction



Horizontal

Can be adjusted in 90° steps

Guard locking principle

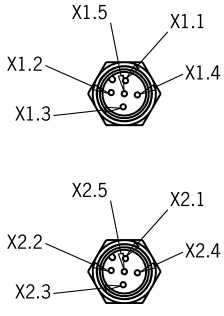


Power to unlock: On a guard with guard locking based on the closed-circuit current principle, the guard is locked by spring force until the guard locking solenoid is supplied with power. Unlocking is by solenoid force. The term mechanical guard locking is also used.

Unicode evaluation

Each actuator is highly coded (unicode). The switch detects only taught-in actuators. Additional actuators can be taught-in.

Only the last actuator taught-in is detected.

Terminal assignment

Plug connector (view of connection side)	Pin	Designation	Function	Connecting cable conductor coloring
	X 1.1	UB	Electronics operating voltage, 24 V DC	BN
	X 1.2	FO1A	Safety outputs channel A 	WH
	X 1.3	0 V UB	Electronics operating voltage, 0 V DC	BU
	X 1.4	FO1B	Safety outputs channel B 	BK
	X 1.5	-	n.c.	GY
	X 2.1	-	n.c.	BN
	X 2.2	-	n.c.	WH
	X 2.3	IMM	Solenoid operating voltage, 0 V DC	BU
	X 2.4	IMP	Solenoid operating voltage, 24 V DC	BK
	X 2.5	-	n.c.	GY

Accessories required

Actuator is not included.

The safety switch can only be actuated in conjunction with the actuators provided for this purpose.