

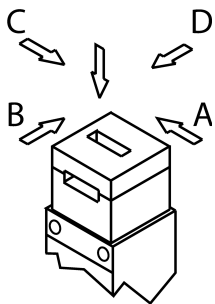
STP-TW-4A-2131AC024M-S1 (Order no. 100850)

STP safety switch TWIN, cable entry M20 x 1.5, contacts for door position

- ▶ TWIN function (two actuating heads)
- ▶ 3 x cable entry M20 x 1.5
- ▶ Contacts for the door position
- ▶ Auxiliary release
- ▶ Auxiliary key release
- ▶ Open-circuit current principle



Approach direction



Horizontal and vertical

Can be adjusted in 90° steps

Increased overtravel for horizontal approach direction

If increased play is required when the door is closed, an actuator with overtravel is available. With this actuator the door can move slightly in the actuating direction when closed. This is important, for example, if safety doors have a rubber end stop. Using an actuator with overtravel, the continuous pressure from the compressed rubber can be reduced. In this way the load is reduced on the switch head and the door mechanism.

Guard locking principle

Open-circuit current (power on to lock): On a guard with guard locking based on the open-circuit current principle, the guard is locked until the power supply to the guard locking solenoid is interrupted.

Unlocking is by spring force. The term electrical guard locking is also used.

Switching element

2131 Slow-action switching contact

Contacts for guard locking: 2 positively driven contacts  + 1 NO contact

Contacts for door monitoring: 1 NC contact

Auxiliary release

The auxiliary release on the front makes it possible to access the machine if there is a malfunction, e.g. a power failure. Unlocking is performed using a tool or a key. The auxiliary release must be protected against misuse (sealing, lacquer).

Auxiliary key release

Additional lock on the switch head. Same function as auxiliary release. The position of the mechanical key release is displayed in the viewing window.

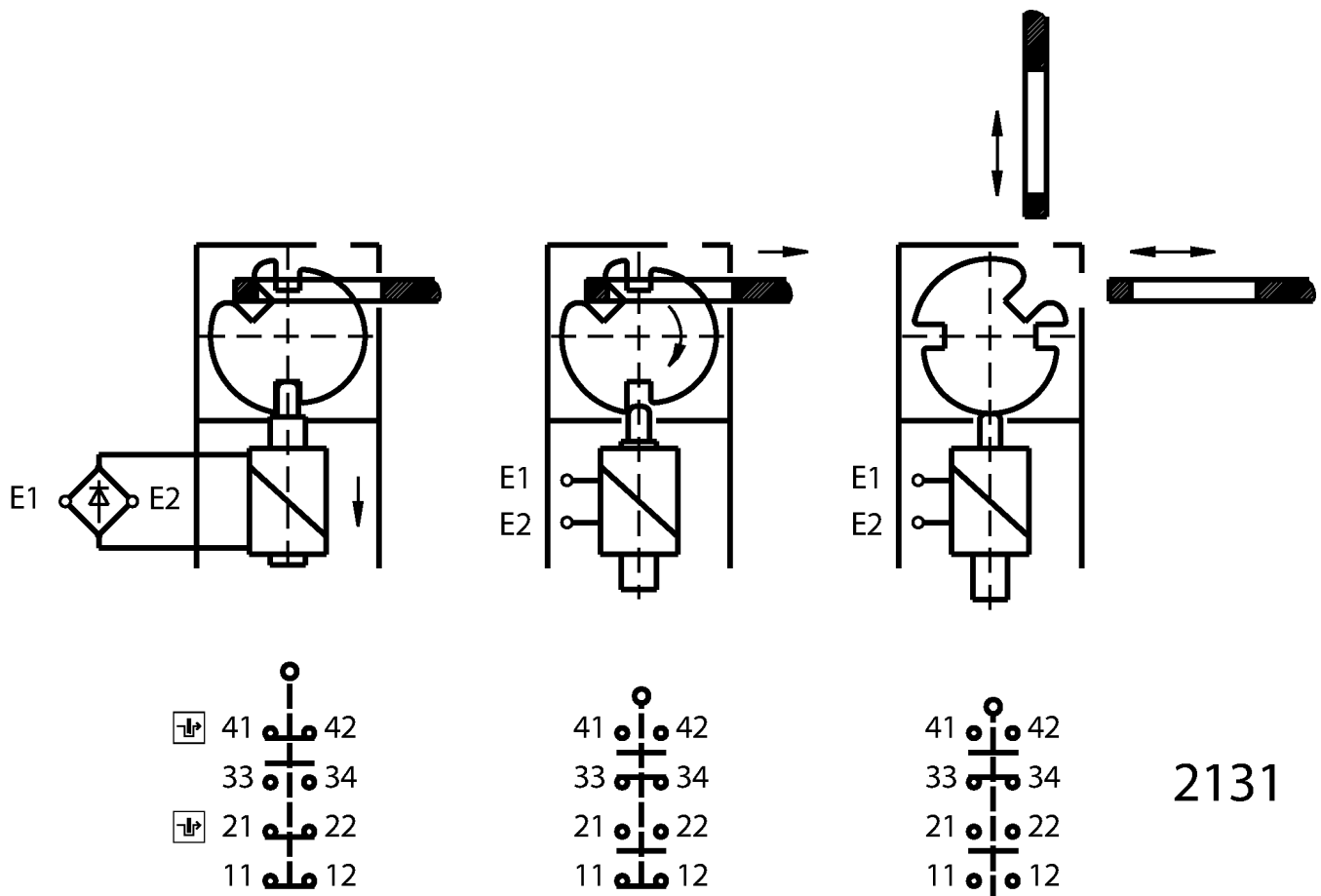
Scope of delivery

Two keys for mechanical key release are included in the scope of delivery.

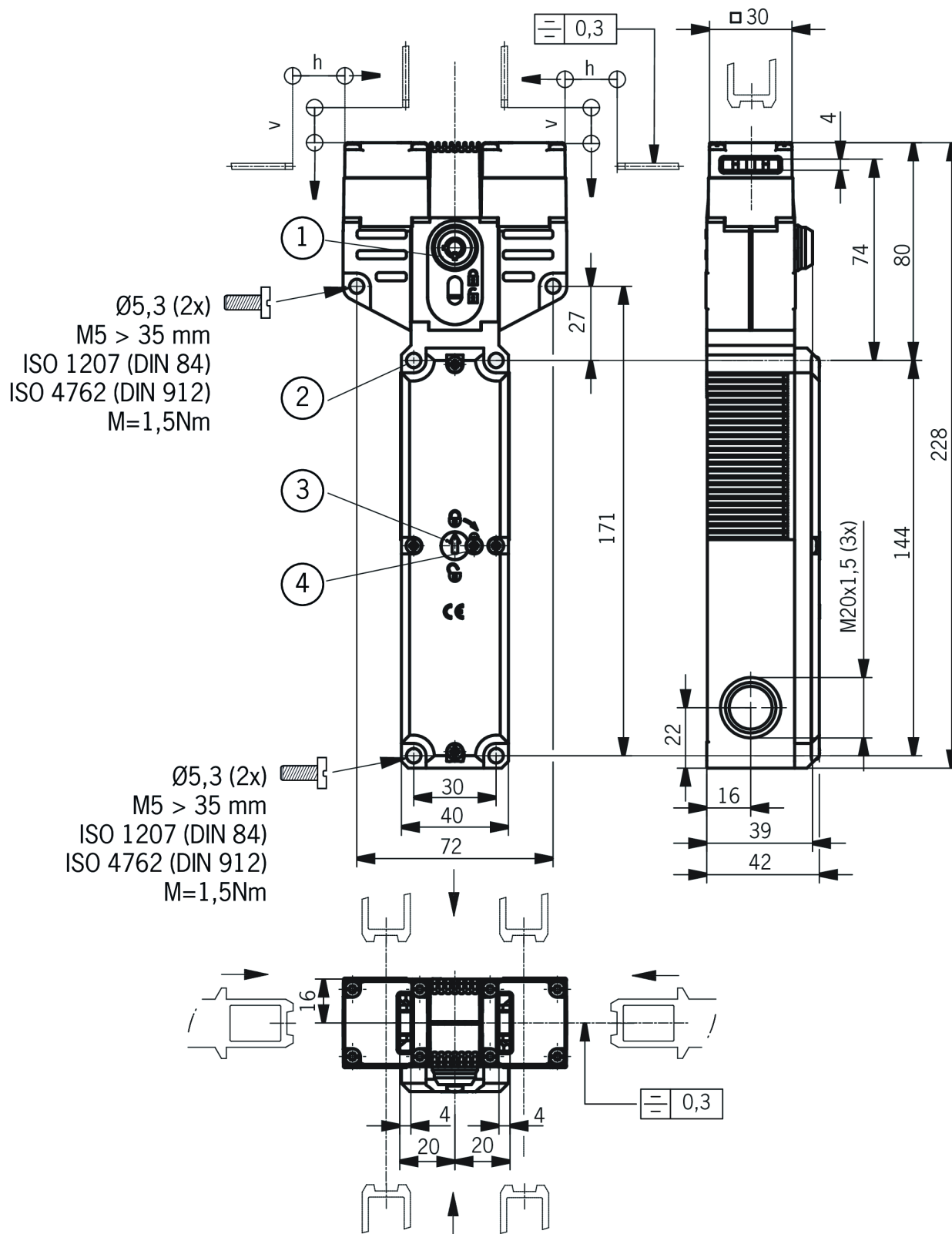
Accessories required

Actuator is not included.

Functional drawings



Dimensional drawings



- 1 Auxiliary key release (identical locking)
- 2 Do not screw tight here (2x)
- 3 Auxiliary release
- 4 Locking screw