


Date:	Project Name:
Type:	Part Number:



AIM SERIES

LED PANEL FIXTURE (ECO)








DESCRIPTION


RENO Lighting's Aim series backlit panel with Multi-CCT/Multi-Wattage technology is a versatile lighting fixture. With even light distribution and a seamless design, the Aim Series technologies allow for numerous configurations of light in one fixture, making it extremely versatile to suit various application needs. This panel is proven efficient and provides uniform light with a long maintenance-free life.

FEATURES

- DLC Premium
- Multi CCT & Wattage
- Recessed, Surface mount or Suspended installation
- Ultra efficient
- Available in 1'x4', 2'x2' & 2'x4'
- Rated Lifetime L70(hrs): >50,000
- Easy Installation & Maintenance
- Dual Voltage 120-347V
- Damp location
- 5 year warranty

APPLICATIONS

-  Airports
-  Automotive dealerships
-  Offices/Waiting rooms
-  Restrooms
-  Schools/Cafeteria



Date:	Project Name:
Type:	Part Number:

SPECIFICATION

ORDER#	MODEL#	WATTS	VOLTAGE (V)	LUMEN	DIMMABLE	BEAM ANGLE	CCT(K)
R35301	RENO-14BLPL-UNV/347-MWMCCT-ECO	15/19/24/29W	120-347V	1890/2394/ 3024/3654 lm	0-10 VDC	110°	35/40/50K
R35302	RENO-22BLPL-UNV/347-MWMCCT-ECO	15/19/24/29W	120-347V	1890/2394/ 3024/3654 lm	0-10 VDC	120°	35/40/50K
R35303	RENO-24BLPL-UNV/347-MWMCCT-ECO	29/34/39/49W	120-347V	3654/4284/ 4914/6174 lm	0-10 VDC	120°	35/40/50K

ACCESSORY OPTIONS

ORDER#	MODEL#	DESCRIPTION
R39201	RENO-SMK14	1'x4' Surface Mount Frame
R39202	RENO-SMK22	2'x2' Surface Mount Frame
R39203	RENO-SMK24	2'x4' Surface Mount Frame
R39211	RENO-RFK14	1'X4' Recessed Flange Kit for 1'x4' panel installation use
R39222	RENO-RFK22	2'X2' Recessed Flange Kit for 2'x2' panel installation use
R39223	RENO-RFK24	2'X4' Recessed Flange Kit for 2'x4' panel installation use
R39204	RENO-RP-ROPE	Aircraft Suspension Cable for 1'x4' fixture (set of 2 required) Aircraft Suspension Cable for 2'x2' fixture (set of 4 required) Aircraft Suspension Cable for 2'x4' fixture (set of 6 required)



RENO-SMK14



RENO-SMK22




RENO-SMK24



RENO-RFK14



RENO-RFK22



RENO-RFK24

Date:	Project Name:
Type:	Part Number:

EMERGENCY BATTERY

ORDER#	MODEL#	DESCRIPTION
R83001	RENO-EM-H15	Emergency LED Driver (100-347V, 50/60Hz, 15W)



RENO-EM-H15

DIMENSIONS

