



# FORUM<sup>®</sup>


A Foundation for  
Architectural Spaces

# FLEXIBILITY AT ITS FINEST

Rethink T-bar and open ceilings with Liteline's FORUM program. With customization at its core, FORUM offers an industry leading solution and foundation for architectural spaces.

FORUM LED Panels are available in 6"x2', 6"x4', 6"x6', 1'x1', 1'x2', 1'x4', 2'x2', 2'x4', 30"x30", 30"x60", and 20"x60" size options\*. Recognized by the Illuminating Engineering Society (IES) in its 2017 Progress Report, the FORUM LED panel offers a built-on driver that is 120~347V auto-sensing, 0-10V dimmable, and is completely customizable on-site with its selectable CCT and wattage switches.

## SELECTABLE DRIVER



*A true industry first, the built-on driver gives lighting specifiers and building owners the freedom to quickly select and change between color temperatures and wattage with the flick of a switch.*



CASAMBI

\*Selectable wattage is not available on 6"x2', 1'x1', 1'x2'. FORUM 30"x30", 30"x60", and 20"x60" panels only available for special order.





Private Residence  
Toronto, Ontario  
LEDP-614-WH behind frosted glass  
Architect: oo design co



Mudtown Station  
Owen Sound, Ontario  
LEDP-614-WH  
Contractor: Benedict Electrical

# 6 DIFFERENT MOUNTING OPTIONS




## LAY-IN

A standalone FORUM panel installs into conventional drop-ceiling grid systems – no additional assembly required.



## RECESSED

Flexible spring clips make installation easy when mounting the FORUM panel into drywall ceilings or walls. The springs quickly retract to hold the fixture in place.




## TRIMLESS

**ADAPTER:** Get the premium look and feel with no sightline interruption.

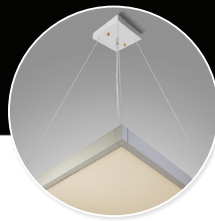
**NEW! PrecisionPro Drywall Panel:** Seamless drywall made easy. Installs like regular drywall and simply clip the panel into the pre-cut hole.






## SURFACE MOUNT

Convert the FORUM panel to a low-profile surface mount fixture and wire it to an existing junction box – a perfect alternative when working with finished ceilings. Suitable for tandem row mounting.



## SUSPENSION

This four-point suspension kit\* with power cord lets you mount the FORUM panel up to 8-feet from the ceiling height to ensure even suspension. No time-consuming leveling required.



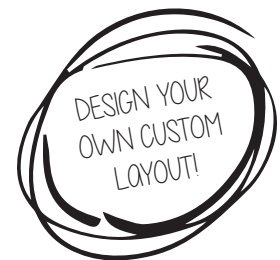
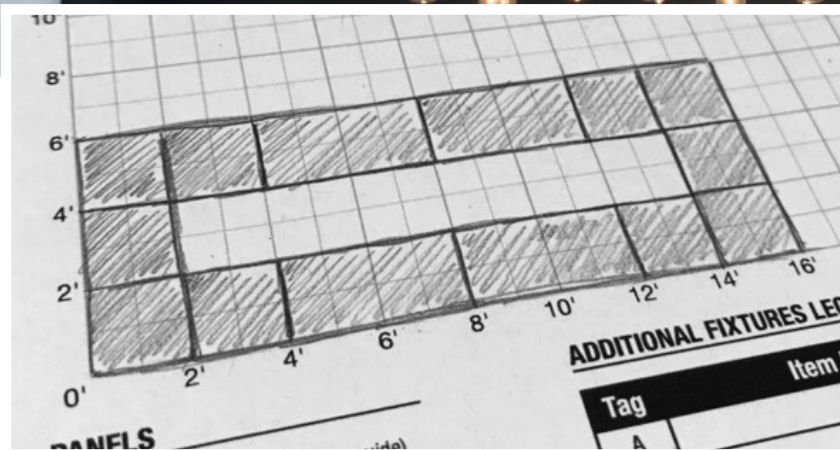
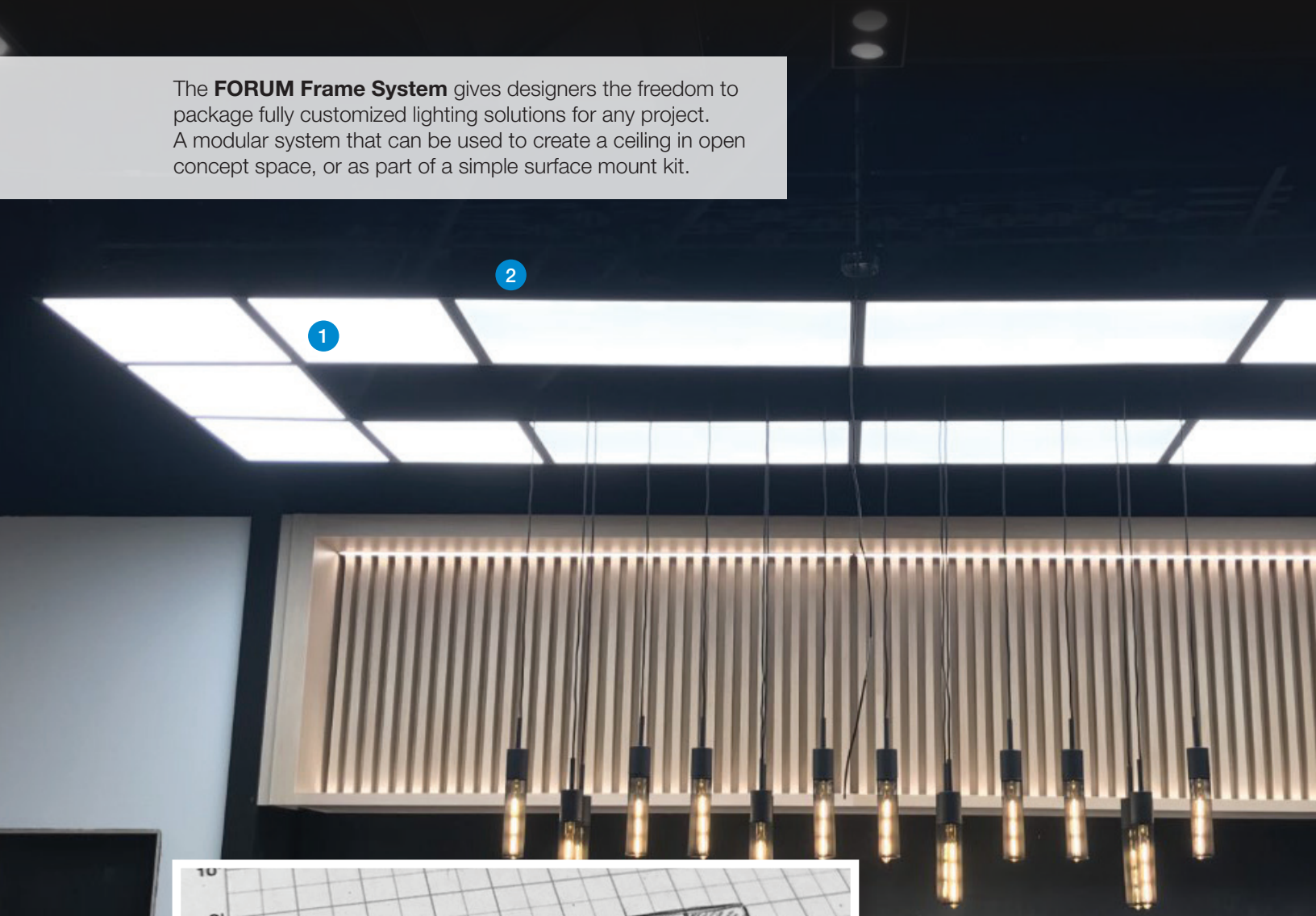
## FORUM FRAME SYSTEM

Create architectural lighting designs for open concept spaces by connecting different panel sizes together with the FORUM mounting kit. These rigid framing edges are modular enough to create unique designs, yet strong enough to hold panels, acoustic tiles, millwork, etc.

\*FORUM 2'x4' panel require six points of suspension.

# CUSTOMIZED LIGHTING SOLUTION, MADE EASY.

The **FORUM Frame System** gives designers the freedom to package fully customized lighting solutions for any project. A modular system that can be used to create a ceiling in open concept space, or as part of a simple surface mount kit.







## 1. PANEL OPTIONS

Mix and match different panel sizes to build a customized lighting system. Panels are available in 6"x2', 6"x4', 6"x6', 1'x1', 1'x2', 1'x4', 2'x2', 2'x4', 30"x30", 30"x60", and 20"x60" size options.\*

\*FORUM 30"x30", 30"x60", and 20"x60" panels only available for special order.



## 2. MOUNTING KIT

Rigid frame edges come in a variety of sizes & colors including 6", 20", 30", 60", 1', 2', 4', 6', sections, they are also available with punch holes to keep wires clean when powering the lights together. Different connectors are also available to connect the rigid frame edges into the FORUM frame system to give you the ultimate design flexibility.



## 3. MAKE IT BETTER

Mix and match the FORUM Frame System with acoustic panels, millwork and even downlighting solutions, including Liteline's Sigma fixtures.



## TOOLS

This architectural frame system can be put together with ease as it comes with a hex screwdriver for simple assembly. Note: hex drill-bits are sold separately.



# FORUM LINEAR

Taking the FORUM panel to new lengths, and bridging the gap between a surface luminaire, a troffer, and a linear recessed downlight, we introduce the FORUM Linear. An architectural solution that is ideal for stairwells, office spaces and other similar applications.



## ADDITIONAL FEATURES

### NEW SIZES

The FORUM Linear is available in 6"x2', 6"x4', and 6"x6' panels.

### LITELINE'S GLARE GUARD TECHNOLOGY

Specialized etched film, known as Liteline's Glare Guard Technology, overlays the 4" Light Emitting Surface (LES) to reduce glare by 60% while still providing an effective light distribution.

### EFFECTIVE OUTPUT

In addition to 90+ CRI, the 6"x4' FORUM Linear Panel offers a maximum lumen output of 3,500lm which is comparable to our full size 1'x2' panel that offers a maximum of 3,600lm.



## RECOMMENDED APPLICATIONS



# FANTASTIC FEATURES

The edges are pressed tapered for easy taping and smooth mudding.

## PRECISIONPRO DRYWALL PANEL

Take your install one step further by specifying the FORUM PrecisionPro Drywall Panel for a precise finish with minimal effort. Panels specified through this program are shipped with the trimless adapter pre-installed in a drywall panel. This means that the installer can quickly screw the Pre-Fabricated Drywall Panel to the building's frame, mud the drywall panel as usual, and clip the panel into the pre-cut hole. This program promotes designer contractor coordination by minimizing the risk of straight-line cuts during installation, cracking, and other known issues when installing trimless adapters.

## HIDDEN OCCUPANCY SENSOR\*

Promoting energy efficiency, the FORUM LED Panel now includes the option for an occupancy sensor. **This hidden component** ensures that your fixture will only turn on when motion is detected, while remaining in an efficient power-saving state at other times.








## WHITE TUNABLE

For smarter lighting control, the FORUM LED Panel is now Casambi compatible. Turn your fixture on/off, control your dimming, and select your white through the wifi compatible Casambi Application, available on IOS and Android.

**CASAMBI**

## FINISH OPTIONS

The FORUM Frame is now available in more finishes to meet a wider variety of architectural spaces. Aside from white and black, you can now choose from dark chrome, yellow bronze, cool bronze, brushed nickel, rose gold and other custom finishes.



[illegible]