


# Hot Buttons

Description			Catalog numbers				
			Assembled for maximum simplicity	Legend plate	Components for maximum flexibility		
					Operator	+	Contact block (or other component)
<b>PUSH BUTTONS</b>	START (Black)	1NO	CR104PBG10B1	CR104PXN1BP037	CR104PBG00B1 or CR104PBG00U1	+	CR104PXC1
	STOP (Red)	1NC	CR104PG01R1	CR104PXN1RP040	CR104PBG00R1 or CR104PBG00U1	+	CR104PXC01
Emergency stop (mushroom-head)	Push-pull	1NC	CR104PBM01R5C	CR104PXN2RP009	CR104PBM00R5C	+	CR104PXC01
Illuminated push-pull	120V transformer	1NO-1NC	CR104PBT11R5C2	—	CR104PBT11R5C	—	—
Illuminated, guarded	120V transformer	1NO-1NC	CR104PBT11G3S2	—	CR104PBT11A1S2	+	CR104PXL05R (lens) + CR104PXG04 (guard)
<b>SELECTOR SWITCHES</b>	OFF-ON (Black)	1NO-1NC	CR104PSG21B91	CR104PXN1BP057	CR104PSG21B	+	CR104PXC91
	HAND-OFF-AUTO (Black)	1NO-1NC	CR104PSG34B91	CR104PXN1BP070	CR104PSG34B	+	CR104PXC91
<b>PILOT LIGHTS</b>	Red (ON)	120V Full voltage	CR104PLG22R	CR104PXN1BP025	CR104PLG22A	+	CR104PXL01R
	Green (OFF)	120V Full voltage	CR104PLG22G	CR104PXN1BP024	CR104PLG22A	+	CR104PXL01G
	Red Push-To-Test (ON)	120V Transformer	CR104PLT32R	CR104PXN1BP025	CR104PLT32A	+	CR104PXL07R
	Green Push-To-Test (OFF)	120V Transformer	CR104PLT32G	CR104PXN1BP024	CR104PLT32A	+	CR104PXL07G

## Alternate buttons for local market needs

<b>PUSH BUTTONS</b>							
Emergency stop (mushroom-head)	Basic	1NC	CR104PBM01R5	CR104PXN2RP009	CR104PBM00R5	+	CR104PXC01
	Push/turn-to-release	1NC	CR104PTR20A0R01	CR104PXN2RP009	CR104PTR20A0R	+	CR104PXC01
<b>PILOT LIGHTS</b>	Red (ON)	120V Transformer	CR104PLG32R	CR104PXN1BP025	CR104PLG32A	+	CR104PXL01R
	Green (OFF)	120V Transformer	CR104PLG32G	CR104PXN1BP024	CR104PLG32A	+	CR104PXL01G
	Red Push-To-Test (ON)	120V Full voltage	CR104PLT22R	CR104PXN1BP025	CR104PLT22A	+	CR104PXL07R
	Green Push-To-Test (OFF)	120V Full voltage	CR104PLT22G	CR104PXN1BP024	CR104PLT22A	+	CR104PXL07G

**Non-illuminated Push Buttons**



**G** = Standard  
**M** = Mushroom-head

**00** = None  
**01** = 1NC  
**10** = 1NO  
**91** = 1NO/1NC  
**92** = 2NO/2NC

**1** = Flush  
**2** = Extended  
**3** = Recessed  
**5** = 1 3/8" (35mm)  
**6** = 2 3/8" (60mm)

Availability	
Standard	Mushroom-head
■	
■	
■	
	■
	■

Availability	
Standard Push Button	Mushroom-head
■	■
■	■
■	
■	■
■	■
■	
■	
■	
■	■
■	




**A** = No cap  
**B** = Black  
**C** = Clear  
**E** = Yellow  
**G** = Green  
**L** = Blue  
**M** = Orange  
**N** = Brown  
**R** = Red  
**W** = White

**Other forms available:**

- Push-on, push-off
- Push-pull
- Two push buttons with maintained latch kit
- Two push buttons with mechanical interlock kit
- Wobble stick
- Key-operated push buttons

**Tip for Quick Service:** For small quantities, order operator with color cap universal kit and separate contact blocks. These items are typically in distributor stock (CR104PG00U1,V1). For OEM samples, order above components for field assembly and order any necessary recessed or extended rings separately.

## Special Forms

Item	Description	Catalog Number
	Special Mushroom-head Push Buttons Push-to-Latch, Turn-to-Release Protected (Metal Rim), Non-illuminated & Illuminated Push-Pull, Non-illuminated, 2- & 3-position Push-Pull, Illuminated, 2- & 3-position	CR104PTR... CR104PTY... CR104PBM... CR104PBT...
	Special Contact Blocks	Reed Switch Gold Flashed Early Close Late Open CR104PXC...
	Push-Turn Push Buttons 2- & 3-position	CR104..PT...
	Potentiometer Operators 2 Watt, 100 to 5MM Ohms	CR104PXP...