

Date:	Project Name:
Type:	Part Number:



OPS SERIES

LED ARCHITECTURAL SLIM WP




DESCRIPTION

RENO LIGHTING's OPS series LED Architectural Slim Full Cut-off Wall Pack uses industry-leading LED chips and drivers to deliver a quality, energy saving lighting solution. It is also designed for an easy install, directly fitting onto existing electrical boxes, making it the contractor's choice when replacing older high pressure sodium and metal halide wall packs.

FEATURES

- DLC Premium
- Aluminum Alloy
- 30% Slimmer Design
- Even Light Dispersion and Reduced Glare
- Optional DC Photocell available
- 80 CRI, Wide Voltage 120-347V
- Multi CCT & Wattage
- Easy Installation & Maintenance
- Surge Protection: 4KV (25/40/60W) / 6KV (75/100/120W)
- Operating temperature: -49°F to +113°F (-45°C to +45°C)
- Rated Lifetime L70(hrs): >50,000
- Powder coated black (custom colours available)
- 7 year warranty

APPLICATIONS

-  Commercial Building
-  Exterior Parking
-  School and Hospital



Date:	Project Name:
Type:	Part Number:

SPECIFICATION

ORDER#	MODEL#	WATTS	VOLTAGE (V)	LUMENS	HOURS RATING	BEAM ANGLE	CCT(K)
R51027	RENO-SFWP-DV-MCCT-R1	25/40/60W	120-347V	3125/5000/ 7500 lm	70,000	95°	30/40/50K
R51028	RENO-SFWP-DV-MCCT-R2	75/100/120W	120-347V	9375/12,500/ 15,000 lm	70,000	95°	30/40/50K

SENSOR OPTIONS

ORDER#	MODEL#	DESCRIPTION
R59101	RENO-RENO-WP-PS	DC Photocell Sensor

DIMENSIONS

60W & 120W

