

Date:	Project Name:
Type:	Part Number:



GEMINI SERIES

FULL CUT OFF WALL PACK







DESCRIPTION

RENO Lighting's Gemini series Full Cut-off Wall Pack is a high performance fixture offering both durability and full cutoff style. Fixture comes in rugged cast-aluminum housing with excellent design. Highly efficient wall pack reduces light pollution and is perfect for areas designated with restrictive lighting zones by local ordinances.

FEATURES

- DLC standard
- Die-Casting aluminum alloy housing
- Input line voltage: 120-347V
- Power Factor: >0.9
- Operating temperature: -40°C to +45°C
- 0-10V Dimmable
- Brown finish
- Option for Photocell & Microwave Motion Sensor
- Multi CCT & Wattage
- Rated Lifetime L70(hrs): >50,000
- IP66 Rated
- 5 year warranty

APPLICATIONS

-  Commercial Building
-  Self Storage
-  Entryway Lighting
-  Security Lighting



Date:

Project Name:

Type:

Part Number:

SPECIFICATION

ORDER#	MODEL#	WATTS	VOLTAGE (V)	LUMENS	HOURS RATING	BEAM ANGLE	CCT(K)
R51012	RENO-CWP-60W-MW-DV-MCCT-R1	25/40/60W	120-347V	3275/5240/ 7860 lm	50,000	TYPE 3	30/40/50K
R51013	RENO-CWP-120W-MW-DV-MCCT-R2	80/100/120W	120-347V	10,480/13,100/ 15,720 lm	50,000	TYPE 3	30/40/50K

SENSOR OPTIONS

ORDER#	MODEL#	DESCRIPTION
R71002	RENO-SENSOR-MW-H	Bi-Level Dim Sensor



RENO-SENSOR-PC-H

DIMENSIONS

