

DIGITAL MULTIMETERS

MEASURES VOLTAGE, AMPERAGE, RESISTANCE AND CONTINUITY

- cULus Listed
- CAT IV 600V, CAT III 1000V for 1000V models CAT III 600V for 600V models
- Backlit displays
- IP52 Ingress protection (61-357 & 61-347)
- 2M drop protection (61-357 & 61-347); 1M drop protection (61-337 & 61-327)
- Lead Warning and Fuse Notification (61-357, 61-347 & 61-337)



61-357

1000V Auto Range TRMS
6000 Count Display Multimeter w/
NCVT, Temp, Bar Graph & LoZ
CATIV 600V | CATIII 1000V



61-347

1000V Auto Range TRMS
6000 Count Display
Multimeter w/NCVT, & Temp
CAT IV 600V | CAT III 1000V



61-337

600V Auto Range
Multimeter w/NCVT & Temp
CATIII 600V



61-327

600V Manual Range
Multimeter w/ NCVT CATIII 600V



ACCESSORIES

FUSE Notification

(61-357, 61-347,
61-337)



TL-757
Test Leads



UMHS-757
Universal Magnetic
Hanging Strap



F-10A-337
Fuse for 61-337



F-600mA-347357
Fuse for 61-357 & 61-347

LEAd Warning


(61-357, 61-347,
61-337)




TC-757
Thermocouple



C-357
Nylon Carrying
Case




F-11A-347357
Fuse for 61-357 &
61-347



F-400mA-337
Fuse for 61-337

Bar Graph

(61-357 only)



THE ELECTRICIAN'S
CHAMPION™



DIGITAL MULTIMETER SELECTION GUIDE	 NEW	 NEW	 NEW	 NEW
	61-357	61-347	61-337	61-327
FEATURES				
CAT Rating (Safety)	CAT IV 600V / CAT III 1000V	CAT IV 600V / CAT III 1000V	CAT III 600V	CAT III 600V
Listing	cULus, CE, RCM	cULus, CE, RCM	cULus, CE, RCM	cULus, CE, RCM
Drop Protection	6.6 ft. (2m)	6.6 ft. (2m)	3.3 ft. (1m)	3.3 ft. (1m)
Ingress Protection	IP52	IP52	—	—
AC Voltage (Volts)	1000V	1000V	600V	600V
DC Voltage (Volts)	1000V	1000V	600V	600V
AC Current (Amps)	10A	10A	10A	—
DC Current (Amps)	10A	10A	10A	—
Ohms (Resistance)	60MΩ	60MΩ	40MΩ	4MΩ
AC Millivolts	6000	6000	4000	—
DC Millivolts	6000	6000	4000	4000
AC Milliamps	6000	6000	4000	—
DC Milliamps	6000	6000	4000	—
AC Microamps	6000	6000	4000	—
DC Microamps	6000	6000	4000	—
True RMS	✓	✓	—	—
High Voltage Alarm	ACV/DCV >30V	ACV/DCV >30V	ACV/DCV >30V	ACV/DCV >30V
Audible Continuity	✓	✓	✓	✓
Visual Continuity	✓	✓	✓	✓
Backlight	✓	✓	✓	✓
Temperature	-40 ~ 1832°F / -40 ~ 1000°C	-40 ~ 1832°F / -40 ~ 1000°C	-40 ~ 1832°F / -40 ~ 1000°C	—
Low Impedance (LoZ)	✓	—	—	—
NCV	✓	✓	✓	—
Auto Ranging	✓	✓	✓	—
Range Hold	✓	✓	✓	—
Data Hold	✓	✓	✓	✓
Diode Test	✓	✓	✓	✓
Capacitance Test	6000 μF	6000 μF	4000 μF	—
Frequency / Duty Cycle	10Hz - 9.99 KHz	10Hz - 9.99 KHz	10Hz - 9.99 KHz	10Hz - 9.99 KHz
Max / Min	✓	✓	✓	—
Magnetic Strap Mount	✓	✓	✓	✓
Test Probe Holder	✓	✓	✓	✓
Auto-Power Off	✓	✓	✓	✓
APO Disable	✓	✓	✓	✓
Low Battery Indication	✓	✓	✓	✓
Battery Type (Included)	3 x 1.5V AAA	3 x 1.5V AAA	3 x 1.5V AAA	3 x 1.5V AAA
LCD Display Count	6000	6000	4000	2000
Lead Warning	✓	✓	✓	—
Fuse Notification	✓	✓	✓	—
Bar Graph	✓	—	—	—
Battery Test	—	—	—	✓
Warranty	2-Year*	2-Year*	2-Year*	2-Year*
Accessories				
Leads, Case & Temp. Sensor	Included	Included	Included	Leads Only
Thermocouple	Included	Included	Included	—

IDEAL CUSTOMER SERVICE:
orderdesk@idealindustries.com
1-800-824-3325
www.idealind.com

THE ELECTRICIAN'S
CHAMPION™

