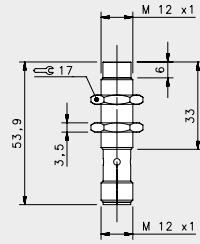
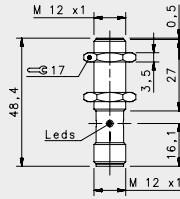
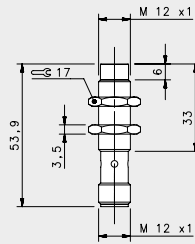
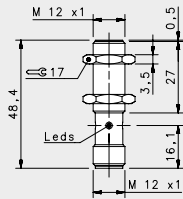


# STAINLESS STEEL M12



## SHORT STAINLESS STEEL

				FLUSH	NON FLUSH
				M12 conn	M12 conn
				2 mm	4 mm
<b>NOMINAL SWITCHING DISTANCE</b>					
10-30 Vdc	PNP/NPN NO-NC	4 wires	order No.	---	---
10-30 Vdc	PNP NO	3 wires	order No.	IS-12-M1-S2 95B060240	IS-12-N1-S2 95B060280
10-30 Vdc	PNP NC	3 wires	order No.	IS-12-M2-S2 95B060250	IS-12-N2-S2 95B060290
10-30 Vdc	NPN NO	3 wires	order No.	IS-12-M3-S2 95B060260	IS-12-N3-S2 95B060300
10-30 Vdc	NPN NC	3 wires	order No.	IS-12-M4-S2 95B060270	IS-12-N4-S2 95B060310
10-30 Vdc	PNP NO-NC	4 wires	order No.	---	---
10-30 Vdc	NPN NO-NC	4 wires	order No.	---	---
10-30 Vdc	NO-NC	2 wires	order No.	---	---
20-250 Vac/Vdc	NO	2 wires	order No.	---	---
20-250 Vac/Vdc	NC	2 wires	order No.	---	---
20-250 Vac	NO	2/3wires	order No.	---	---
10-30 Vdc	Analog 0-20 mA	3 wires	order No.	---	---
NAMUR amplifier	NAMUR	2 wires	order No.	---	---
Nominal Voltage				10-30 Vdc (-15/10%)	10-30 Vdc (-15/10%)
Residual Ripple				< 10%	< 10%
Hysteresis				< 10%	< 10%
Max. Output Current				200 mA	200 mA
Min. Output Current				---	---
Residual Current				< 10 mA	< 10 mA
Voltage Drop				< 1,8 V (I=100mA)	< 1,8 V (I=100mA)
Operation Led				Yellow	Yellow
Switching Frequency				1000 Hz	1000 Hz
Start Up Delay				< 50 ms	< 50 ms
Repeatability				< 3%	< 3%
Short Circuit Protection				Present (self-resetting)	Present (self-resetting)
Electric Protection				Against polarity reversal inductive loads	Against polarity reversal inductive loads
Temperature Limit				(-25 ... +70 °C)	(-25 ... +70 °C)
Protection Degree				IP69K	IP69K
Cable Length				---	---
Cable Section				---	---
Housing Material				Stainless-Steel	Stainless-Steel
Active face				LCP	LCP
Tightening torque				* see page 5 of the Inductive Sensors Catalog	* see page 5 of the Inductive Sensors Catalog
Weight - Cable Output				---	---
Weight - Connector Output				60 g	60 g



## SHORT STAINLESS STEEL X2

FLUSH	NON FLUSH
M12 conn	M12 conn
<b>4 mm</b>	<b>8 mm</b>
---	---
---	---
IS-12-01-S2	IS-12-P1-S2
95B060000	95B060040
IS-12-02-S2	IS-12-P2-S2
95B060010	95B060050
IS-12-03-S2	IS-12-P3-S2
95B060020	95B060060
IS-12-04-S2	IS-12-P4-S2
95B060030	95B060070
---	---
---	---
---	---
---	---
---	---
---	---
---	---
---	---
---	---
---	---
---	---
---	---
---	---
---	---
---	---
---	---
---	---
---	---
---	---
---	---
---	---
---	---
---	---
---	---
---	---
10-30 Vdc (-15/10%)	10-30 Vdc (-15/10%)
< 10%	< 10%
< 10%	< 10%
200 mA	200 mA
---	---
< 10 mA	< 10 mA
< 1,2 V (I=100mA)	< 1,2 V (I=100mA)
Yellow	Yellow
500 Hz	500 Hz
< 75 ms	< 75 ms
< 3%	< 3%
Present (self-resetting)	Present (self-resetting)
Against polarity reversal	Against polarity reversal
inductive loads	inductive loads
(-25 ... +70 °C)	(-25 ... +70 °C)
IP69K	IP69K
---	---
---	---
Stainless-Steel	Stainless-Steel
LCP	LCP
* see page 5 of the Inductive Sensors Catalog	* see page 5 of the Inductive Sensors Catalog
---	---
60 g	60 g

M12 3 pole



CONTACTS CONFIGURATION				
Contacts numbers				
Available	1	2	3	4
(NO or NC)	+		-	NO/NC