

DS3 SERIES

The **AREAscan™** light arrays of the **DS3** series are optoelectronic multibeam devices that can be used to detect, measure and control the position of objects, also transparent and small. Models with 150, 300, 450 or 600 mm detection field height are available, as well as presenting 0.2 - 0.6 m or 0.6 - 1.5 m operating distances.

Internal dip-switches for configuration are available on all models, together with the Teach-in setting button with Remote and self-calibration function, LED indicators for the signalling of the device operating and auto-diagnostic status.

The synchronisation via cable of the emitter and receiver units guarantees high optic and electromagnetic interference immunity. The integrated electronics eliminates the need for an external control unit.

The compact dimensions (35 x 40 mm), easy installation and excellent performances make the **DS3** light grids particularly suitable to the many different applications of automatic packaging and industrial automation in general.



HIGHLIGHTS

- Operating distance reaching 1.5 m and up to 600 mm controlled height
- Digital PNP and 0 - 10 V analogue outputs
- Simple configuration obtained using the internal dip-switches
- Teach-in setting with Remote and self-calibration function

APPLICATIONS

- Control of the correct material positioning (opaque and transparent) during functioning (plastic, metal, paper etc)
- Detection of objects with different shapes in the food industry
- Loop control and positioning (also transparent material)
- Detection of objects with different shapes in the food industry




The following operating modes can be selected via internal dip-switches on the receiver unit and the SET and calibration button:

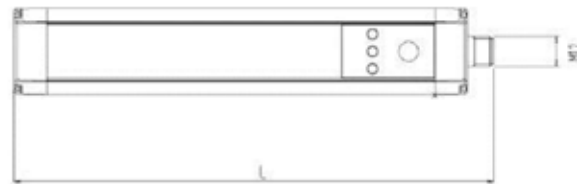

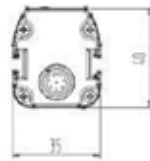
- Scanning with parallel or crossed beams
- Manual calibration or at powering on
- Absolute¹ or relative² measurement
- Absolute³ or relative⁴ detection
- Precise detection or with a tolerance channel
- Light or dark output
- Sensitivity level

Notes:

1. In this mode, the analogue output is proportional to the last obscured optic
2. In this mode, the analogue output is proportional to the total number of obscured optics
3. In this mode, a certain object in a certain position in the sensitive area can be detected through Teach-in. The digital output switches every time the object is in this position
4. In this mode, a certain object can be detected through Teach-in. The digital output switches each time the object is inside the sensitive area in any position



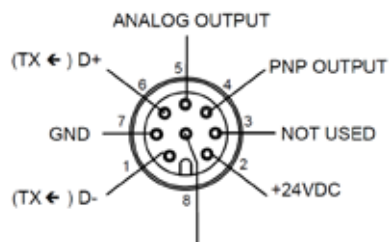
DIMENSIONS



MODEL	a x b (mm)	h (mm)
DS3-SD-015	35 x 40	226
DS3-SD-030	35 x 40	376
DS3-SD-045	35 x 40	526
DS3-SD-060	35 x 40	676
DS3-LD-015	35 x 40	226
DS3-LD-030	35 x 40	376
DS3-LD-045	35 x 40	526
DS3-LD-060	35 x 40	676

CONNECTIONS

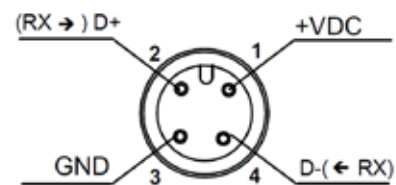
RECEIVER (RX)



REMOTE TEACH-IN/CALIBRATION

- | | |
|------------|--------------------------------|
| 1 = white | = SYNC D- |
| 2 = brown | = +VDC |
| 3 = green | = NOT USED |
| 4 = yellow | = PNP OUTPUT |
| 5 = grey | = Analog OUTPUT |
| 6 = pink | = SYNC D+ |
| 7 = blue | = 0 V |
| 8 = red | = REMOTE TEACH-IN /CALIBRATION |

EMITTER (TX)



- | | |
|-----------|-----------|
| 1 = brown | = +VDC |
| 2 = white | = SYNC D+ |
| 3 = blue | = 0 V |
| 4 = black | = SYNC D- |

SELECTION TABLE

	DS3-SD-015	DS3-SD-030	DS3-SD-045	DS3-SD-060	DS3-LD-015	DS3-LD-030	DS3-LD-045	DS3-LD-060
total length:	226 mm	376 mm	526 mm	676 mm	226 mm	376 mm	526 mm	676 mm
controlled area length:	150 mm	300 mm	450 mm	600 mm	150 mm	300 mm	450 mm	600 mm
n° beams	24	48	72	96	24	48	72	96
response time of crossed beams:	23 ms.	46 ms.	69 ms.	92 ms.	23 ms.	46 ms.	69 ms.	92 ms.
response time of parallel beams:	3 ms.	6 ms.	9 ms.	12 ms.	3 ms.	6 ms.	9 ms.	12 ms.
operating distance:	0.2 ... 0.6 m	0.2 ... 0.6 m	0.2 ... 0.6 m	0.2 ... 0.6 m	0.6 ... 1.5 m	0.6 ... 1.5 m	0.6 ... 1.5 m	0.6 ... 1.5 m

MODEL SELECTION AND ORDER INFORMATION

MODEL	DISTANCE	CONTROLLED HEIGHT	ORDER N°
DS3-SD-015	short	150 mm	957600100
DS3-SD-030	short	300 mm	957600110
DS3-SD-045	short	450 mm	957600150
DS3-SD-060	short	600 mm	957600170
DS3-LD-015	long	150 mm	957600120
DS3-LD-030	long	300 mm	957600140
DS3-LD-045	long	450 mm	957600160
DS3-LD-060	long	600 mm	957600180

Fixing brackets and screws are supplied with the product

ACCESSORY SELECTION AND ORDER INFORMATION

MODEL	DESCRIPTION	ORDER N°
CV-A1-22-B-03	axial M12 4-pole shielded 3 m connector	95ACC1480
CV-A1-22-B-05	axial M12 4-pole shielded 5 m connector	95ACC1490
CV-A1-22-B-10	axial M12 4-pole shielded 10 m connector	95ACC1500
CV-A1-26-B-03	axial M12 8-pole shielded 3 m connector	95ACC1510
CV-A1-26-B-05	axial M12 8-pole shielded 5 m connector	95ACC1520
CV-A1-26-B-10	axial M12 8-pole shielded 10 m connector	95ACC1530

Note: the cabled connectors have to be ordered separately

The company endeavours to continuously improve and renew its products; for this reason the technical data and contents of this catalogue may undergo variations without prior notice. For correct installation and use, the company can guarantee only the data indicated in the instruction manual supplied with the products.