

DIMENSION LIGHT GRIDS

DS2

AREAscan™ detection and measurement light grids with serial or Ethernet interface

- 6 or 25 mm resolution
- Relative measurement precision ± 6 mm or ± 22.5 mm
- 150 - 1650 mm controlled heights
- Operating distance up to 10 m
- PNP and 0-10 V Analog output and RS485 or Ethernet interface



APPLICATIONS

- Processing and Packaging machinery
- Food, Cosmetic, Pharmaceutical
- Electronics and mechanical assembling
- Conveyor lines and sorting systems




DS2		
Light array (controlled height)		150...1650 mm
Resolution		6...25 mm
Number of beams		21...231 (res= 6mm)
		6...66 (res= 25mm)
Light emission		IR LED
Response time		5...90 ms
Interface		serial RS485 or Ethernet
Setting		Dip-switches
		Graphic interface
Operating distance		0,3...5 m (res= 6mm)
		0,3...10 m (res=25mm)
Power supply	Vdc	24V +/- 20%
	Vac	
	Vac/dc	
Output	PNP	▪
	NPN	
	NPN/PNP	
	relay	
	other	0...10 V Analog output
	cable	
Connection	connector	▪
	pig-tail	
Approximate dimensions (mm)		35x40x(256...1726)
Housing material		aluminium
Mechanical protection		IP65

TECHNICAL DATA

Power supply	24 Vdc ± 20%
Consumption on emitter unit (TX)	250 mA max. load excluded
Light emission	IR LED 880 nm
Output	PNP, analog output
Output current	100 mA
Saturation voltage	1,5 V max.
Connection	M12 4-pole connector (TX), M12 8-pole and M12 4-pole type "D" connector (RX)
Dielectric strength	500 Vac, 1 min between electronics and housing
Insulating resistance	>20 MΩ, 500 Vdc between electronics and housing
Electrical protection	class I
Mechanical protection	IP65 (EN 60529)
Vibrations	0,5 mm amplitude, 10 ... 55 Hz frequency, for every axis (EN60068-2-6)
Shock resistance	11 ms (30 G) 6 shock for every axis (EN60068-2-27)
Housing material	painted aluminium (Pulverit 5121/0085 Black)
Lens material	PMMA
Operating temperature	0 ... 50 °C
Storage temperature	-25 ... 55 °C
Weight	1,9 - 4,6 kg

DIMENSIONS

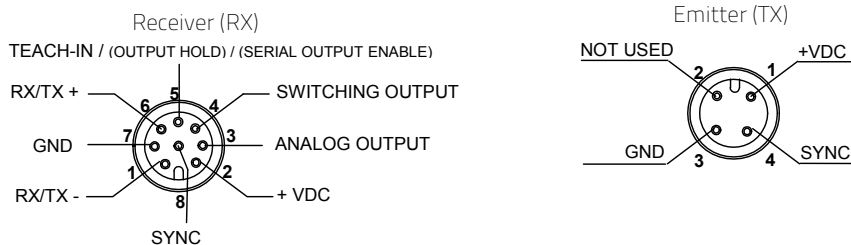


MODEL	A x B (mm)	H (mm)	C (mm)	D (mm)
DS2-05-07-015-XX	35 x 40	256	23.8	72.5
DS2-05-07-030-XX	35 x 40	403	23.8	72.5
DS2-05-07-045-XX	35 x 40	550	23.8	72.5
DS2-05-07-060-XX	35 x 40	697	23.8	72.5
DS2-05-07-075-XX	35 x 40	844	23.8	72.5
DS2-05-07-090-XX	35 x 40	991	23.8	72.5
DS2-05-07-105-XX	35 x 40	1138	23.8	72.5
DS2-05-07-120-XX	35 x 40	1285	23.8	72.5
DS2-05-07-135-XX	35 x 40	1432	23.8	72.5
DS2-05-07-150-XX	35 x 40	1579	23.8	72.5
DS2-05-07-165-XX	35 x 40	1726	23.8	72.5
DS2-05-07-045-XX	35 x 40	562	23.8	72.5
DS2-05-07-060-XX	35 x 40	713	23.8	72.5
DS2-05-07-075-XX	35 x 40	864	23.8	72.5
DS2-05-07-090-XX	35 x 40	1015	23.8	72.5

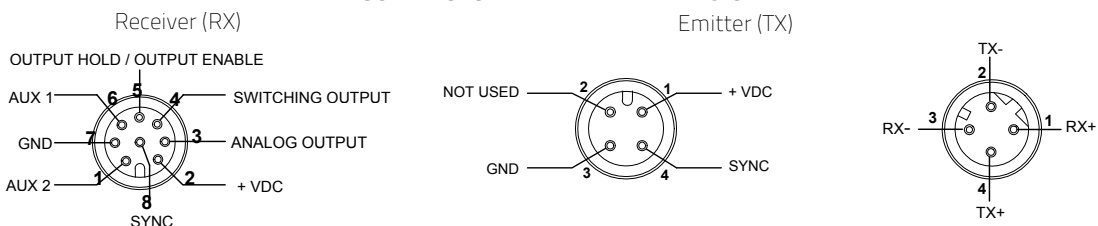
XX: JV for serial models or JE for ETHERNET models

CONNECTIONS

M12 CONNECTOR - SERIAL VERSION



M12 CONNECTOR - ETHERNET VERSION



MODEL SELECTION AND ORDER INFORMATION

OPTIC FUNCTION	CONTROLLED AREA (mm)	OPTICS INTERAXIS (mm)	OUTPUT	MODEL	ORDER No.		
Measurement light curtain	147	6.75	Voltage Analog and RS485	DS2-05-07-015-JV	957501040		
	294			DS2-05-07-030-JV	957501050		
	441			DS2-05-07-045-JV	957501060		
	588			DS2-05-07-060-JV	957501000		
	735			DS2-05-07-075-JV	957501070		
	882			DS2-05-07-090-JV	957501010		
	1029			DS2-05-07-105-JV	957501080		
	1176			DS2-05-07-120-JV	957501020		
	1323			DS2-05-07-135-JV	957501090		
	1470			DS2-05-07-150-JV	957501100		
	1617			DS2-05-07-165-JV	957501030		
	453			25	Voltage Analog and RS485	DS2-05-25-045-JV	957501110
	604					DS2-05-25-060-JV	957501140
	755					DS2-05-25-075-JV	957501120
	912	DS2-05-25-090-JV	957501130				
	588	6.75	Voltage Analog and Ethernet	DS2-05-07-060-JE	957501150		
	735			DS2-05-07-075-JE	957501160		
	882			DS2-05-07-090-JE	957501170		
	1176			DS2-05-07-120-JE	957501180		
	1470			DS2-05-07-150-JE	957501190		
	1617			DS2-05-07-165-JE	957501200		

CABLES

TYPE	DESCRIPTION	LENGTH	MODEL	ORDER No.
Axial M12 Connector	4-pole, grey, P.V.C.	3 m	CS-A1-02-G-03	95A251380
		5 m	CS-A1-02-G-05	95A251270
		10 m	CS-A1-02-G-10	95A251390
	4-pole, P.U.R.	2 m	CS-A1-02-R-02	95A251540
		5 m	CS-A1-02-R-05	95A251560
	8-pole, black, P.V.C.	3 m	CS-A1-06-B-03	95ACC2230
		5 m	CS-A1-06-B-05	95ACC2240
		10 m	CS-A1-06-B-10	95ACC2250
	4-pole, shielded, grey, P.V.C.	3 m	CV-A1-22-B-03	95ACC1480
		5 m	CV-A1-22-B-05	95ACC1490
		10 m	CV-A1-22-B-10	95ACC1500
	8-pole, shielded, black, P.V.C.	3 m	CV-A1-26-B-03	95ACC1510
		5 m	CV-A1-26-B-05	95ACC1520
		10 m	CV-A1-26-B-10	95ACC1530
		15 m	CV-A1-26-B-15	95ACC2080
		25 m	CV-A1-26-B-25	95ACC2100
	4-pole, U.L., black, P.V.C.	3 m	CS-A1-02-U-03	95ASE1120
		5 m	CS-A1-02-U-05	95ASE1130
		10 m	CS-A1-02-U-10	95ASE1140
		15 m	CS-A1-02-U-15	95ASE1150
		25 m	CS-A1-02-U-25	95ASE1160
	8-pole, U.L., black, P.V.C.	3 m	CS-A1-06-U-03	95ASE1220
		5 m	CS-A1-06-U-05	95ASE1230
		10 m	CS-A1-06-U-10	95ASE1240
		15 m	CS-A1-06-U-15	95ASE1250
		25 m	CS-A1-06-U-25	95ASE1260
50 m	CS-A1-06-U-50	95A252710		
4-pole, black	Connector-not cabled	CS-A1-02-B-NC	G5085002	
8-pole, black	Connector-not cabled	CS-A1-06-B-NC	95ACC2550	