

SLUG-SPLITTER SC™ KNOCKOUT KITS

Slug-Splitter SC™ Ram and Hand Pump Hydraulic Driver Punch Kits

Designed for stainless steel applications



7506 Punch Kit

All Kits Feature:

- Slug-Splitter SC™ (Self Centering) knockout punches with capacities up through 10 gauge (3.5 mm) stainless steel. Refer to individual punch capacity ratings.
- Self-centering punch aligns itself on pilot hole. (Slug-Splitter SC™)
- No need to draw crosshairs or line up die alignment marks. (Slug-Splitter SC™)

7506 Kit Features

- Fast, easy and simple to operate.
- Compact design makes this a perfect choice for use on construction sites and maintenance jobs.
- Will also drive 751 Cable Cutter head.
- Powerful 11-ton hydraulic ram.
- 3-foot hose.

SPECIFICATIONS

Operation 7307/29528 - Quick Draw®, Quick Draw 90® and Quick Draw® Flex Hydraulic Drivers, Battery-Powered Drivers, 7646 and 7625 Ram-Type Drivers.
 744/29619 - Quick Draw®, Quick Draw 90® and Quick Draw® Flex Hydraulic Drivers, Battery-Powered Drivers, 7646 and 7625 Ram-Type Drivers.
 7506/30385 - Hydraulic Ram and Hand Pump included.



7307 Punch Kit
(driver not included)

CAT. NO.	UPC NO.	DESCRIPTION	WEIGHT	
			LBS.	KG.
744	29619	1/2" through 1-1/4" Conduit Size Slug-Splitter SC Knockout Punch Kit	5	2.3
7307	29528	1/2" through 2" Conduit Size Slug-Splitter SC™ Knockout Punch Kit	10.4	4.7
7506	30385	1/2" through 2" Conduit Size Slug-Splitter SC™ Knockout Punch Kit with Hydraulic Ram and Hand Pump	32	14.5

NOTE: See Slug-Splitter SC™ knockout punch units on pages 82-83 for list of individual punches, dies and draw studs.



744 Punch Kit
(driver not included)

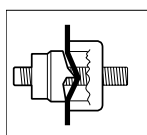
CAT. NO.	UPC NO.	DESCRIPTION	HOLE SIZE				CAPACITY		KIT CAT./UPC NO.		
			CONDUIT & PIPE SIZE	ACTUAL		STAINLESS STEEL		744/	7307/	7506/	
				Ø INCH	Ø MM	GA	MM	29619	29528	30385	
28154	28154	1/2" Conduit Size Punch	1/2"	7/8	.885	22.5	10	3.5	✓	✓	✓
28155	28155	1/2" Conduit Size Die	1/2"	7/8	.885	22.5	10	3.5		✓	✓
28156	28156	3/4" Conduit Size Punch	3/4"	—	1.115	28.3	10	3.5	✓	✓	✓
28157	28157	3/4" Conduit Size Die	3/4"	—	1.115	28.3	10	3.5	✓	✓	✓
36490	36490	1-7/32" Punch Oiltight	—	1-7/32	1.210	30.5	10	3.5			
36489	36489	1-7/32" Die Oiltight	—	1-7/32	1.210	30.5	10	3.5		✓	
28158	28158	1" Conduit Size Punch	1"	1-11/32	1.362	34.6	10	3.5	✓	✓	✓
28159	28159	1" Conduit Size Die	1"	1-11/32	1.362	34.6	10	3.5	✓	✓	✓
28160	28160	1-1/4" Conduit Size Punch	1-1/4"	1-11/16	1.701	43.2	10	3.5	✓	✓	✓
28161	28161	1-1/4" Conduit Size Die	1-1/4"	1-11/16	1.701	43.2	10	3.5	✓	✓	✓
28162	28162	1-1/2" Conduit Size Punch	1-1/2"	1-15/16	1.951	49.6	10	3.5		✓	✓
28163	28163	1-1/2" Conduit Size Die	1-1/2"	1-15/16	1.951	49.6	10	3.5		✓	✓
28165	28165	2" Conduit Size Punch	2"	2-3/8	2.416	61.5	10	3.5		✓	✓
28166	28166	2" Conduit Size Die	2"	2-3/8	2.416	61.5	10	3.5		✓	✓
29451	29451	7/16" x 4-1/4" Draw Stud							✓	✓	✓
29452	29452	3/4" x 5-1/2" Draw Stud							✓	✓	✓
29529	29529	Metal Case								✓	
19193	19193	Metal Case									
31068	31068	Metal Case									✓
746SS	30387	Ram (includes 1 each of the following 3 items)									
54167	54167	1/4" Female Coupler									✓
54168	54168	Dust Plug									
15908	15908	Spacer Group (includes 1 each of the following 3 items)									
1924AA	03248	Spacer-Short									
1925AA	03249	Spacer-Medium									✓
1926AA	06904	Spacer-Long									
767	13284	Hydraulic Hand Pump									✓
38316	38316	High Pressure Hose Unit—1/4" x 3' (includes 1 each of the following 3 items)									
54169	54169	1/4" Male Coupler									✓
54170	54170	Dust Cap									
06302	06302	High Pressure Hose—1/4" x 3'									✓

KNOCKOUTS FOR STAINLESS STEEL

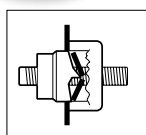
Slug-Splitter SC™ and Slug-Splitter Knockout Punches



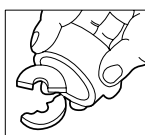
- Slug-Splitter SC™ heavy-duty punches are designed to punch up through 10 gauge (3.5 mm) stainless steel.
- Unique slug-splitting design and tool steel construction easily punch 10 gauge (3.5 mm) mild steel and stainless steel.
- Self-centering punch aligns itself on pilot hole. (Slug-Splitter SC™)
- No need to draw crosshairs or line up die alignment marks. (Slug-Splitter SC™)
- Unique punch profile also splits slugs for easier slug removal.
- Heavy-duty dies and stainless steel draw studs for longer life.
- Excellent abrasion resistance for punching fiberglass and plastic.
- Slug-Splitter SC™ punch units consist of: punch, die and draw stud. Check individual punch for specific capacity.
- Patent Pending for Self-centering Slug-Splitter SC™.



Unique Slug-Splitter SC™ punch design creates slug as the punch is drawn into the die.



Slug is split in half as punching operation is completed.



Split slugs fall free from the die and stud.

SPECIFICATIONS

Capacity	Stainless steel up through 10 gauge (3.5 mm)
Application	10-gauge stainless steel, mild steel, fiberglass and plastic enclosures.
Hole Sizes	Conduit Sizes - Hole size is outside diameter of US conduit sizes. Example: 1/2" conduit size actually makes a 7/8" hole. Pg Sizes - European standard pipe sizes. ISO Sizes - International Standards Organization pipe sizes.
Operation	Operate with battery, hydraulic or high leverage ratchet driver only.

SELF CENTERING – SLUG-SPLITTER SC™ KNOCKOUT PUNCHES 0.885" TO 2.416"

PUNCH CAT./UPC NO.	DIE CAT./UPC NO.	CONDUIT & PIPE	HOLE SIZE				CAPACITY		DRAW STUDS			
			ACTUAL		PG	ISO	STAINLESS STEEL		HYDRAULIC DRIVERS		RATCHET DRIVER	
			Ø (INCH)	Ø (MM)			GA.	(MM)	7804/7904	7646/7625	1904	
28154	28155	1/2"	7/8	0.885	22.5	16	-	10	3.5	29451	29451	30227
28156	28157	3/4"	-	1.115	28.3	21	-	10	3.5	31872	29452	12099
36490	36489	-	1-7/32	1.210	30.5	-	-	10	3.5	31872	29452	12099
28158	28159	1"	1-11/32	1.352	34.6	-	-	10	3.5	31872	29452	12099
28160	28161	1-1/4"	1-11/16	1.701	43.2	-	-	10	3.5	31872	29452	12099
28162	28163	1-1/2"	1-15/16	1.951	49.6	-	-	10	3.5	-	29452	12099
28165	28166	2"	2-3/8	2.416	61.5	-	-	10	3.5	-	29452	12099

STANDARD – SLUG-SPLITTER KNOCKOUT PUNCHES 0.598" TO 2.520"

31117	31126	-	-	0.598	15.2	9	-	12	2.5	29451	29451	30227
04599	04598	-	-	0.638	16.2	-	16	12	2.5	29451	29451	30227
31119	31128	-	-	0.732	18.6	11	-	12	2.5	29451	29451	30227
31120	31129	-	-	0.803	20.4	13	20	12	2.5	29451	29451	30227
04602	04601	-	1	1.000	25.4	-	25	10	3.5	31872	29451	30227
04605	04603	-	-	1.280	32.5	-	32	10	3.5	31872	29452	12099
31122	31135	-	-	1.457	37.0	29	-	10	3.5	31872	29452	12099
04608	04607	-	-	1.595	40.5	-	40	10	3.5	31872	29452	12099
31123	31131	-	-	1.850	47.0	36	-	10	3.5	-	29452	12099
04611	04609	-	2	2.000	50.8	-	50	10	3.5	-	29452	12099
31124	31132	-	2 1/8	2.125	54.0	42	-	10	3.5	-	29452	12099
31125	31133	-	-	2.362	60.0	48	-	10	3.5	-	29452	12099
04614	04613	-	-	2.520	64.0	-	63	10	3.5	-	29452	12099

* 16 ga. stainless steel capacity with ratchet driver.

KNOCKOUT PARTS CABINETS

Knockout Punch Parts Assortment Cabinets



7360SB



7361SB

- Includes balanced stock of replacement parts in sturdy steel cabinets.

CAT NO.	UPC NO.	DESCRIPTION
7360SB	34358	Knockout Punch Parts Assortment 1/2" - 2". Includes Metal Cabinet 14" High, 13" Wide and 14-3/4" Deep, with 4 Drawers.
7361SB	34359	Knockout Punch Parts Assortment 1/2" - 3". Includes Metal Cabinet 19-1/2" High, 27" Wide and 15" Deep with 4 Drawers.

7361SB/34359 PARTS CABINET INCLUDES

CAT NO.	UPC NO.	DESCRIPTION	QTY.
721-1/2	31756	Slug-Buster® 1/2" Conduit Punch	18
14722	14722	1/2" Conduit Die	12
721-3/4	31757	Slug-Buster® 3/4" Conduit Punch	6
124AV	06972	3/4" Conduit Die	6
721-1	31758	Slug-Buster® 1" Conduit Punch	6
126AV	04011	1" Conduit Die	6
721-1-1/4	31759	Slug-Buster® 1-1/4" Conduit Punch	6
128AV	04013	1-1/4" Conduit Die	6
721-1-1/2	31760	Slug-Buster® 1-1/2" Conduit Punch	3
440AV	04061	1-1/2" Conduit Die	3
721-2	31761	Slug-Buster® 2" Conduit Punch	3
442AV	04063	2" Conduit Die	2
1429AV	04175	2-1/2" Conduit Punch	1
1430AV	04177	2-1/2" Conduit Die	1
1431AV	04180	3" Conduit Punch	1
1432AV	04183	3" Conduit Die	1
00042	00042	3/8" Draw Stud	12
249AVBB	04040	3/4" Drive Screw	8
304AVBB	04042	3/4" Drive Screw	6
1434AV	04188	5-1/2" x 3/4" Drive Screw	1
1433AVBB	04187	1" Ball Bearing Nut	1
12097	12097	3/8" Adapter Screw	6
30227	30227	7/16" Adapter Screw	2
12099	12099	3/4" Ball Bearing Adapter Screw	2
20963	20963	3/8" Draw Stud	20
2113B	10109	3/4" Draw Stud	6
1557AA	03170	1-1/8" Punch Sleeve	1
3037AV	04686	3-1/2", 4" & 5" Conduit Bushing	1
1924AA	03248	Short Spacer	4
1925AA	03249	Medium Spacer	4
1926AA	06904	Long Spacer	4
28154	28154	Punch 1/2" HD Slug-Splitter SC™	1
28155	28155	Die 1/2" HD Slug-Splitter SC™	1
29451	29451	Draw Stud, 7/16" Stainless Steel	1
31834	31834	Cabinet A only (top)	1
31849	31849	Cabinet B only (bottom)	1

7360SB/34358 PARTS CABINET INCLUDES

CAT NO.	UPC NO.	DESCRIPTION	QTY.
721-1/2	31756	Slug-Buster® 1/2" Conduit Punch	18
14722	14722	1/2" Conduit Die	12
721-3/4	31757	Slug-Buster® 3/4" Conduit Punch	6
124AV	06972	3/4" Conduit Die	6
721-1	31758	Slug-Buster® 1" Conduit Punch	3
126AV	04011	1" Conduit Die	3
721-1-1/4	31759	Slug-Buster® 1-1/4" Conduit Punch	3
128AV	04013	1-1/4" Conduit Die	3
721-1-1/2	31760	Slug-Buster® 1-1/2" Conduit Punch	2
440AV	04061	1-1/2" Conduit Die	2
721-2	31761	Slug-Buster® 2" Conduit Punch	2
442AV	04063	2" Conduit Die	1
00042	00042	3/8" Drive Screw	12
249AVBB	04040	3/4" Drive Screw	4
304AVBB	04042	3/4" Drive Screw	4
12097	12097	3/8" Adapter Screw	4
20963	20963	3/8" Draw Stud	20
2113B	10109	3/4" Draw Stud	4
31832	31832	Cabinet only	1