

FM8™ Conduit Outlet Bodies, Covers and Gaskets

For use with Rigid Steel, Rigid Aluminum and IMC Conduit.

NEC/CEC — Suitable for use in the following
Hazardous Locations:
Class I, Division 2 per NEC 501.10(B)(4)

Applications

- Serve as pulling fittings.
- Make bends in conduit system.
- Provide openings for splicing.
- Connect and change direction of conduit runs.
- Allow connections for branch runs.
- Permit access to conductors for maintenance.

Features

- Smooth, rounded integral bushings in hubs protect conductor insulation.
- Accurately tapped, tapered threads for tight, rigid joints and excellent ground continuity.
- Completely interchangeable with Crouse-Hinds⁺ Form 8™⁺ bodies, gaskets and covers. Equivalent FM8™ and Form 8™ units have identical applications and installation dimensions.
- Flat back design provides greater cubic content for easier wire pulling, and more room for splicing. Fits flush and snug against flat surfaces for more stable installation.
- Covers with gaskets are approved for use in wet locations.
- Smooth hub bushings and cover openings protect conductor insulation. Smooth hub openings allow easy conduit joining.

Standard Materials

- Bodies: grayloy-iron
- Covers: cast grayloy-iron or stamped steel
- Cover screws: stainless steel
- Gaskets: neoprene

Standard Finishes

- Grayloy-iron bodies and covers: triplecoat — (1) zinc electroplate, (2) chromate, and (3) epoxy powder coat
- Steel covers: zinc electroplate

Options

- PVC coating available on all bodies and select covers. Add suffix **-PVC** to catalog number.

NEC/CEC Certifications and Compliances

- UL Standard: 514A, 514B
- UL Listed: E2527
- CSA Standard: C22.2 No. 18.3
- CSA Certified: 065183
- NEMA Standard: FB-1

Related Products

- For explosionproof conduit outlet bodies and boxes, see *Enclosures and Junction Boxes*.



Type LB



Grayloy™—Iron Conduit Body with cast cover. 1" Type C shown





+ Crouse-Hinds and Form 8 are registered trademarks of Cooper Crouse-Hinds.

FM8™ Conduit Outlet Bodies, Covers and Gaskets

For use with Rigid Steel, Rigid Aluminum and IMC Conduit.

NEC/CEC — Suitable for use in the following
Hazardous Locations:
Class I, Division 2 per NEC 501.10(B)(4)

Appleton™ FM8™ Blank Covers and Gaskets ①

Body Size (Inches)	Stamped Cover Steel	Cast Cover Grayloy—Iron ②	Solid Gasket Neoprene	Open Gasket Neoprene
				
1/2	180	180F	GASK851N	—
3/4	280	280F	GASK852N	—
1	380	380F	GASK853N	—
1-1/4	480	480F	GASK854N	—
1-1/2	580	580F	—	GASK805N
2	680	680F	—	GASK806N
2-1/2	880	880F	—	GASK808N
3	880	880F	—	GASK808N
3-1/2	980	980F	—	GASK809N
4	980	980F	—	GASK809N

Wiring Capacity: Combine Body and Cover Capacities for Total Usable Capacity per NEC 314.16(A)

Hub Size (Inches)	Capacity — dm ³ (in ³)						Stamped Cover	Cast Cover
	C	LB	LL, LR	T	TB	X		
1/2	0.08 (5.00)	0.08 (5.00)	0.08 (5.00)	0.10 (6.00)	0.10 (6.00)	0.10 (6.00)	0.01 (0.50)	0.00 (0.30)
3/4	0.13 (8.00)	0.13 (8.00)	0.13 (8.00)	0.16 (10.00)	0.16 (10.00)	0.16 (10.00)	0.01 (0.80)	0.01 (0.80)
1	0.21 (13.00)	0.21 (13.00)	0.21 (13.00)	0.25 (15.50)	0.25 (15.50)	0.25 (15.50)	0.02 (1.00)	0.02 (1.00)
1-1/4	0.39 (24.00)	0.39 (24.00)	0.39 (24.00)	0.41 (25.00)	0.41 (25.00)	0.41 (25.00)	0.02 (1.50)	0.02 (1.50)
1-1/2	0.70 (42.50)	0.70 (42.50)	0.70 (42.50)	0.72 (44.00)	0.72 (44.00)	0.72 (44.00)	0.03 (1.80)	0.12 (7.50)
2	1.72 (105.00)	1.72 (105.00)	1.72 (105.00)	1.72 (105.00)	1.72 (105.00)	1.72 (105.00)	0.07 (4.50)	0.20 (12.50)
2-1/2	3.28 (200.00)	3.28 (200.00)	3.28 (200.00)	3.28 (200.00)	—	—	0.20 (12.30)	0.57 (34.50)
3	3.56 (217.00)	3.56 (217.00)	3.56 (217.00)	3.56 (217.00)	—	—	0.20 (12.30)	0.57 (34.50)
3-1/2	—	6.23 (380.00)	—	—	—	—	0.39 (24.00)	1.07 (65.30)
4	—	6.55 (400.00)	—	—	—	—	0.39 (24.00)	1.07 (65.30)

① Covers furnished with stainless steel screws, 1-1/2" – 4" covers provided with 4 screws.

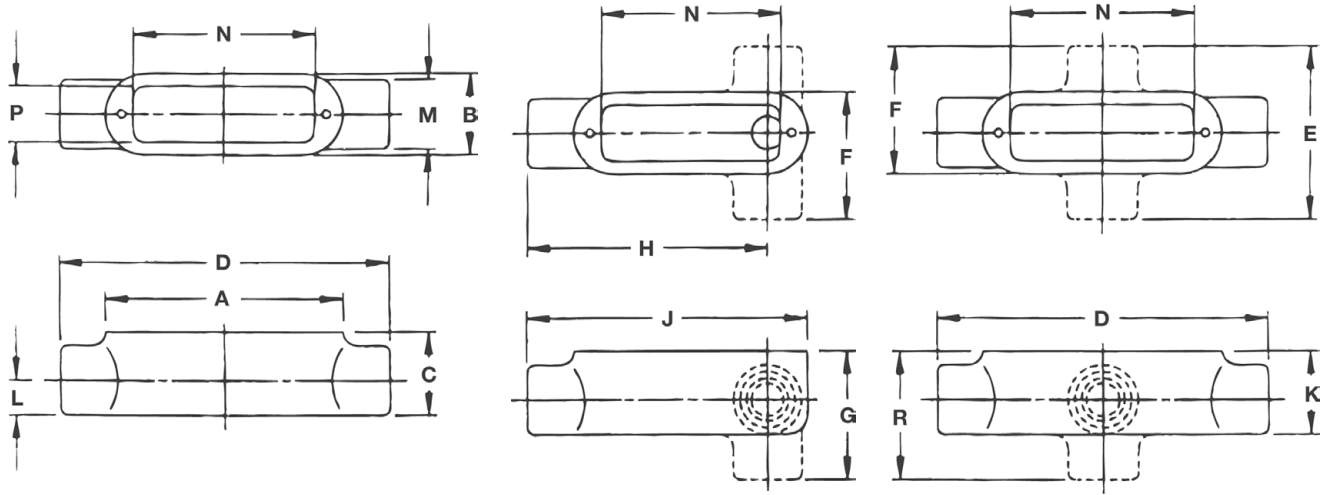
② PVC coating available on select FM8™ covers. Add suffix -PVC to catalog number.

FM8™ Conduit Outlet Bodies, Covers and Gaskets

For use with Rigid Steel, Rigid Aluminum and IMC Conduit.

NEC/CEC:
Class I, Division 2
NEMA 3R

Dimensions in Millimeters (Inches)



Type C

Types E, L, LB, L, LR

Types T, TA, TB, X

Hub Size	Dimensions in Millimeters (Inches)														
	A	B	C	D	E	F	G	H	J	K	L	M	N	P	R
1/2	107.2 (4.22)	37.3 (1.47)	37.3 (1.47)	150.9 (5.94)	79.5 (3.13)	58.7 (2.31)	57.9 (2.28)	111.3 (4.38)	129.3 (5.09)	45.2 (1.78)	16.0 (0.63)	31.8 (1.25)	83.3 (3.28)	25.4 (1.00)	65.8 (2.59)
3/4	122.2 (4.81)	42.2 (1.66)	42.9 (1.69)	166.6 (6.56)	84.1 (3.31)	63.5 (2.50)	63.5 (2.50)	124.7 (4.91)	146.1 (5.75)	50.8 (2.00)	19.1 (0.75)	38.1 (1.50)	100.1 (3.94)	30.2 (1.19)	71.4 (2.81)
1	142.0 (5.59)	46.7 (1.84)	50.0 (1.97)	192.0 (7.56)	94.5 (3.72)	70.6 (2.78)	73.9 (2.91)	145.3 (5.72)	168.4 (6.63)	57.9 (2.28)	22.4 (0.88)	44.5 (1.75)	115.1 (4.53)	35.1 (1.38)	81.8 (3.22)
1-1/4	166.6 (6.56)	55.6 (2.19)	60.5 (2.38)	214.4 (8.44)	103.1 (4.06)	79.5 (3.13)	84.1 (3.31)	162.8 (6.41)	190.5 (7.50)	66.8 (2.63)	27.7 (1.09)	55.6 (2.19)	134.9 (5.31)	44.5 (1.75)	90.4 (3.56)
1-1/2	200.2 (7.88)	70.6 (2.78)	70.6 (2.78)	263.7 (10.38)	134.1 (5.28)	102.4 (4.03)	102.4 (4.03)	196.9 (7.75)	231.9 (9.13)	70.6 (2.78)	35.1 (1.38)	62.0 (2.44)	165.1 (6.50)	53.1 (2.09)	102.4 (4.03)
2	247.7 (9.75)	98.6 (3.88)	90.4 (3.56)	314.5 (12.38)	162.1 (6.38)	130.3 (5.13)	122.2 (4.81)	233.4 (9.19)	11.13 (282.7)	90.4 (3.56)	47.8 (1.88)	76.2 (3.00)	219.2 (8.63)	76.2 (3.00)	122.2 (4.81)
2-1/2	311.2 (12.25)	127.0 (5.00)	112.8 (4.44)	397.0 (15.63)	—	169.9 (6.69)	155.7 (6.13)	290.6 (11.44)	354.1 (13.94)	112.8 (4.44)	63.5 (2.50)	88.9 (3.50)	276.4 (10.88)	108.0 (4.25)	—
3	311.2 (12.25)	127.0 (5.00)	122.2 (4.81)	397.0 (15.63)	—	169.9 (6.69)	165.1 (6.50)	290.6 (11.44)	354.1 (13.94)	122.2 (4.81)	63.5 (2.50)	108.0 (4.25)	276.4 (10.88)	108.0 (4.25)	—
3-1/2	381.0 (15.00)	158.8 (6.25)	144.5 (5.69)	—	—	—	192.0 (7.56)	349.3 (13.75)	428.8 (16.88)	—	79.5 (3.13)	120.7 (4.75)	341.4 (13.44)	138.2 (5.44)	—
4	381.0 (15.00)	158.8 (6.25)	150.9 (5.94)	—	—	—	198.4 (7.81)	349.3 (13.75)	428.8 (16.88)	—	79.5 (3.13)	133.4 (5.25)	341.4 (13.44)	138.2 (5.44)	—

Appleton

COMMERCIAL AND INDUSTRIAL FITTINGS: CONDUIT BODIES