

SIRIUS ACT Pushbuttons and Indicator Lights

General data

Modules for actuators and indicators

Digit of the Article No.	1 st - 4 th	5 th	6 th	7 th	8 th	9 th	10 th	11 th	12 th	13 th	14 th	15 th	16 th		
	□□□□	□	□	□	-	□	□	□	□	-	□	□	□		
SIRIUS ACT pushbuttons and indicator lights	3SU1														
Device type	4 = modules for actuators and indicators		4												
Material (front ring)	0 = plastic, black		<input type="checkbox"/>												
Illumination	0 = non-illuminated 1 = illuminated		<input type="checkbox"/>												
Type of mounting	1 = front plate mounting 2 = base mounting 3 = printed-circuit board		<input type="checkbox"/>												
Module type	A = contact module B = LED module C = LED test module D = support terminal E = AS-Interface module G = electronic module for ID key-operated switch		<input type="checkbox"/>												
Function/voltage	e.g. B = 24 V AC/DC		<input type="checkbox"/>												
Color	e.g. 10 = black, 20 = red		<input type="checkbox"/> <input type="checkbox"/>												
Connection method	1 = screw terminals 2 = screw terminals + insulation piercing method 3 = spring-type terminals 4 = spring-type terminals + insulation piercing method 5 = socket terminals		<input type="checkbox"/>												
Module equipment incl. contact material	e.g. A = none B = 1 NO contact, silver C = 1 NC contact, silver		<input type="checkbox"/>												
Marking	A = none		<input type="checkbox"/>												
Ambient condition	0 = standard, 1 = ATEX		<input type="checkbox"/>												
Example	3SU1	4	0	0	-	1	A	A	1	0	-	1	B	A	0

Holders

Digit of the Article No.	1 st - 4 th	5 th	6 th	7 th	8 th	9 th	10 th	11 th	12 th	13 th	14 th	15 th	16 th		
	□□□□	□	□	□	-	□	□	□	□	-	□	□	□		
SIRIUS ACT pushbuttons and indicator lights	3SU1														
Device type	5 = holder		5												
Material (front ring)	0 = plastic, black 5 = metal, shiny		<input type="checkbox"/>												
Illumination	0 = non-illuminated 1 = illuminated		<input type="checkbox"/>												
Type of mounting	0 = none 1 = front plate mounting		<input type="checkbox"/>												
Holder type	A = 3x A B = 4x B		<input type="checkbox"/>												
Function/voltage	A = none G = 6 ... 24 V AC/DC		<input type="checkbox"/>												
Color	e.g. 10 = black, 20 = red		<input type="checkbox"/> <input type="checkbox"/>												
Connection method	0 = none 1 = screw terminals		<input type="checkbox"/>												
Module equipment incl. contact material and slot	e.g. A = none B = 1 NO contact, silver C = 1 NC contact, silver		<input type="checkbox"/>												
Marking	A = none		<input type="checkbox"/>												
Ambient condition	0 = standard, 1 = ATEX		<input type="checkbox"/>												
Example	3SU1	5	0	0	-	0	A	A	1	0	-	0	A	A	0

Note:

The Article No. scheme is presented here merely for information purposes and for better understanding of the logic behind the article numbers.
For your orders, please use the article numbers quoted in the Catalog in the Selection and ordering data.

Options

Inscription of actuating and signaling elements

Actuating and signaling elements of plastic as well as metal version can be optionally inscribed with a laser.



Example of laser inscription

The actuators of the pushbuttons, illuminated pushbuttons, twin pushbuttons, mushroom pushbuttons, illuminated mushroom pushbuttons, EMERGENCY STOP buttons, the lenses of the indicator lights, and the acoustic signaling devices can all be inscribed.

Selector switches, key-operated switches, toggle switches, coordinate switches, potentiometers and selectors can be inscribed only if they are made of plastic (only one text line on the front ring).

Version

A letter height of 4 mm is used as standard for text inscriptions.

The typeface used is Arial. Other letter heights and typefaces are possible, but must be specified when ordering.

The maximum possible number of characters per line is:

- 10 characters for one line of text
- 8 characters for 2 lines of text
- 6 characters for 3 lines of text, but 10 characters in the middle line.

Note:

Selected pushbuttons and twin pushbuttons can be supplied as standard with inscribed letters or symbols.

Ordering notes

To order, the inscribed actuating and signaling elements can be selected via the SIRIUS ACT Configurator. An electronic order form is then generated.

Configurator [see](#)

- www.siemens.com/sirius-act/configurator
- Electronic Catalog CA 01 on DVD or
- Industry Mall: www.usa.siemens.com/industrymall

When ordering, supplement the Order No. of the actuating element or the indicator light with **"-Z"** and an order code:

- Text line in upper/lower case, always upper case for beginning of line (e.g. "Lift / Off"): **Y10**
- Text in upper case (e.g. "LIFT"): **Y11**
- Text in lower case (e.g. "lift / off / lower"): **Y12**
- Text in upper/lower case, all words begin with upper case letters (e.g. "On Off"): **Y15**
- Symbol with number according to ISO 7000 or IEC 60417: **Y13**
- Any inscription or symbol according to order form supplement: **Y19**

When ordering, specify the required inscription in plain text in addition to the Order No. and order code. In the case of special inscriptions with words in languages other than German, give the exact spelling and specify the language. In the case of symbols with number, quote the corresponding standard ([see ordering example 1](#)).

In the case of multi-line inscriptions, the text must be assigned to the respective line, e.g. "Z1 = Lift, Z2 =Lower". For long words you can also specify the end-of-line division.

Symbols can also be ordered with numbers according to ISO 7000 or IEC 60417 ([see ordering examples 2 and 3](#)).

The SIRIUS ACT Configurator must be used to select special inscriptions and symbols (order code Y19). In this case a "CIN" (Configuration Identification Number) is generated for placement of future orders. It is then possible to place an order directly using the CIN and the SIRIUS ACT Configurator (Mall shopping cart) or via the standard order channels.

Ordering example 1

A round pushbutton with the inscription "Reset" is required:

3SU1030-0AD20-0AZ0
Y10
Z = Reset (English)

Ordering example 2

A square pushbutton inscribed with symbol No. 5389 according to IEC 60417 is required:

3SU1030-0AD20-0AZ0
Y13
Z = 5389 IEC

Ordering example 3

A round pushbutton inscribed with symbol No. 1118 according to ISO 7000 is required:









3SU1030-0AD20-0AZ0
Y13
Z = 1118 ISO

SIRIUS ACT Pushbuttons and Indicator Lights

Modules for Actuators and Indicators

LED modules

Selection and ordering data

Operational voltage at AC	Operational voltage at DC	Color	DT	Screw terminals 	PU (UNIT, SET, M)	PS*	
V	V			Order No.			
LED modules¹⁾ for front plate mounting							
 3SU1401-1BB30-1AA0	24	24	Amber	A	3SU1401-1BB00-1AA0	1	1 unit
			Red	▶	3SU1401-1BB20-1AA0	1	1 unit
			Yellow	▶	3SU1401-1BB30-1AA0	1	1 unit
			Green	▶	3SU1401-1BB40-1AA0	1	1 unit
			Blue	▶	3SU1401-1BB50-1AA0	1	1 unit
			White	▶	3SU1401-1BB60-1AA0	1	1 unit
			 3SU1401-1BC30-1AA0	110	--	Amber	B
Red	▶	3SU1401-1BC20-1AA0				1	1 unit
Yellow	▶	3SU1401-1BC30-1AA0				1	1 unit
Green	▶	3SU1401-1BC40-1AA0				1	1 unit
Blue	▶	3SU1401-1BC50-1AA0				1	1 unit
White	▶	3SU1401-1BC60-1AA0				1	1 unit
 3SU1401-1BF30-1AA0	230	--				Amber	B
			Red	▶	3SU1401-1BF20-1AA0	1	1 unit
			Yellow	▶	3SU1401-1BF30-1AA0	1	1 unit
			Green	▶	3SU1401-1BF40-1AA0	1	1 unit
			Blue	▶	3SU1401-1BF50-1AA0	1	1 unit
			White	▶	3SU1401-1BF60-1AA0	1	1 unit
			Spring-type terminals 				
 3SU1401-1BB30-3AA0	24	24	Amber	B	3SU1401-1BB00-3AA0	1	1 unit
			Red	▶	3SU1401-1BB20-3AA0	1	1 unit
			Yellow	▶	3SU1401-1BB30-3AA0	1	1 unit
			Green	▶	3SU1401-1BB40-3AA0	1	1 unit
			Blue	▶	3SU1401-1BB50-3AA0	1	1 unit
			White	▶	3SU1401-1BB60-3AA0	1	1 unit
			 3SU1401-1BC30-3AA0	110	--	Amber	B
Red	▶	3SU1401-1BC20-3AA0				1	1 unit
Yellow	B	3SU1401-1BC30-3AA0				1	1 unit
Green	▶	3SU1401-1BC40-3AA0				1	1 unit
Blue	B	3SU1401-1BC50-3AA0				1	1 unit
White	▶	3SU1401-1BC60-3AA0				1	1 unit
 3SU1401-1BF30-3AA0	230	--				Amber	B
			Red	▶	3SU1401-1BF20-3AA0	1	1 unit
			Yellow	B	3SU1401-1BF30-3AA0	1	1 unit
			Green	▶	3SU1401-1BF40-3AA0	1	1 unit
			Blue	B	3SU1401-1BF50-3AA0	1	1 unit
			White	▶	3SU1401-1BF60-3AA0	1	1 unit

¹⁾ Only for use with SIRIUS commanding and signaling devices.