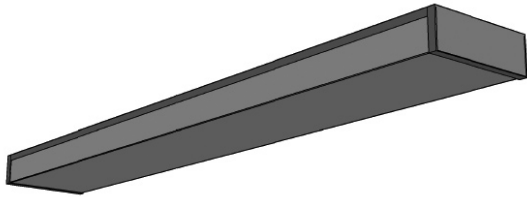


WR - WRAPAROUND

Project			
Catalog #			
Volts		Lamp(s)	
Ballast Type			
Type		Date	
Approved by			



General
Surface mounted low profile fixture for applications requiring ample lighting with sleek appearance.

Suitable for surface (wall/ceiling), pendant and continuous row mounting, due to fixed end design.

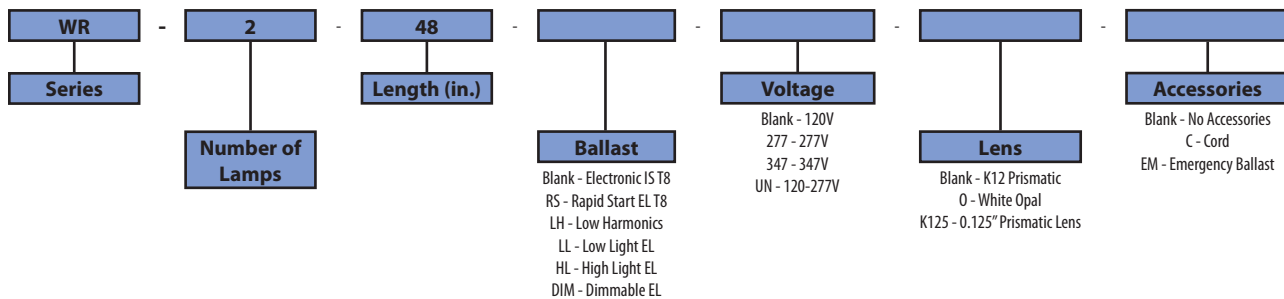
Housing & Finishing
Die-formed cold rolled steel finished in pre-painted high-gloss white. The body and the ends are one piece, increasing strength and rigidity.

Lens
Standard lens is prismatic acrylic K-12. Optional white opal lens is available on request.

Electrical
Available in electronic ballasts only.
Available voltages: 120V/277V/347V and UNV.

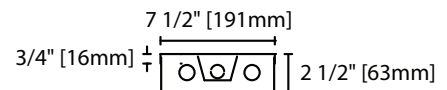
Approval
CSA certified.

Ordering Information

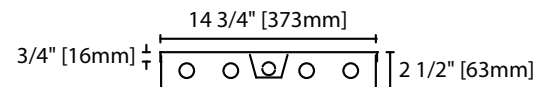


Product Availability

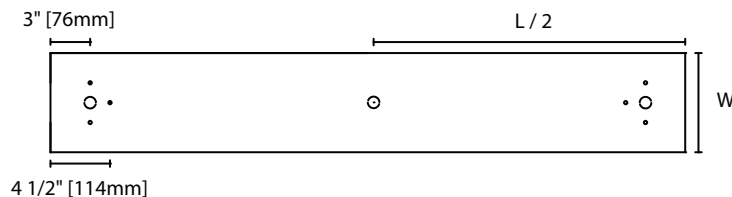
Item	Dimensions (L x W x D)	Lamps/ Cross Section	Lamps/ Fixture	Lamp Watt T8
WR 224	24" x 7 1/2" x 2 1/2"	2	2	17
WR 236	36" x 7 1/2" x 2 1/2"	2	2	25
WR 248	48" x 7 1/2" x 2 1/2"	2	2	32
WR 448	48" x 14 3/4" x 2 1/2"	4	4	32



WR 2 Lamps Cross Section View



WR 4 Lamps Cross Section View



WR Base View