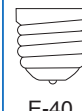


## MOGUL BASE HID PULSE RATED LAMPHOLDERS

### IS4225 Series

### Mogul Base 5KV Pulse Rated Lampholder

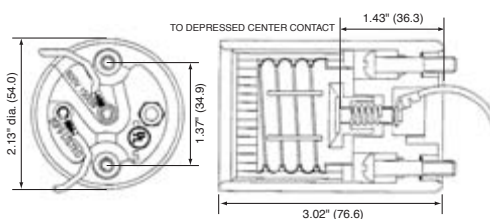
1 1/2"  
Base  
Diameter



I31



- Porcelain grey glazed body with ceramic arc shield
- Nickel plated copper alloy screw shell with lamp grips
- Leads are crimped for excellent wire retention
- 14 AWG SF-2 (SEW-2) 200°C 600V glass braid 12" long are standard, other lengths available upon request
- Male tabs available to reduce inventory and allow for faster fixture wiring
- Wireways are standard but are available without on special order

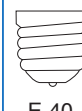


- Die cast caps and insulators are available
- Add suffix "-1" for mounting screws
- Add suffix "-2" for female bushings
- Add suffix "-4" for female pal nuts
- Rated 1500W 600V
- cUL<sub>US</sub> listed

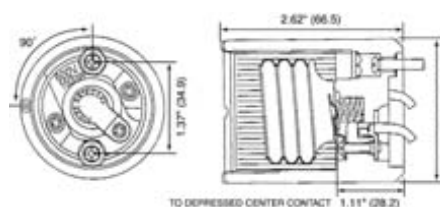
### IS4225-PO Series

### Mogul Base 5KV Pulse Rated Position Oriented Lampholder

1 1/2"  
Base  
Diameter



- Designed for horizontal oriented HID lamps
- Has a body notch on the rim for correct mounting orientation
- Nickel plated copper alloy screw shell with lamp grips
- Leads are crimped for excellent wire retention
- 14 AWG SF-2 (SEW-2) 200°C 600V glass braid 12" long are standard, other lengths are available upon request
- Male tabs available to reduce inventory and allow for faster fixture wiring

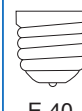


- Wireways are standard but are available without on special order
- Die cast caps and insulators are available
- Add suffix "-1" for mounting screws
- Add suffix "-2" for female bushings
- Add suffix "-4" for female pal nuts
- Rated 1500W 600V
- cUL<sub>US</sub> listed

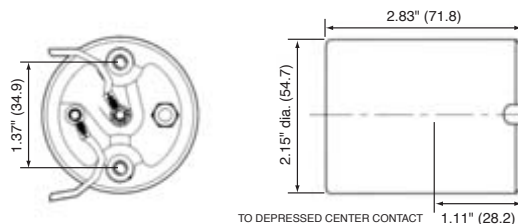
### IS4226 Series

### Mogul Base 6KV Pulse Rated Lampholder

1 1/2"  
Base  
Diameter



- Designed for wide range of HID mogul base lamps, HPS, MH and MV
- Used in parking lot, industrial, street and outdoor lighting applications
- Nickel plated copper alloy screw shell with lamp grips
- Leads are crimped for excellent wire retention
- 14 AWG SF-2 (SEW-2) 200°C 600V glass braid 12" long are standard, other lengths are available upon request
- Male tabs available to reduce inventory and allow for faster fixture wiring



- Wireways are standard but are available without on special order
- Die cast caps and insulators are available
- Add suffix "-1" for mounting screws
- Add suffix "-2" for female bushings
- Add suffix "-4" for female pal nuts
- Rated 1500W 600V
- cUL<sub>US</sub> listed

Incandescent