

# Medium Base

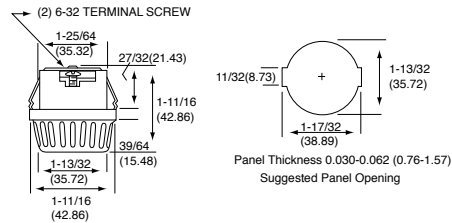
## PORCELAIN LAMPHOLDERS SNAP-IN KEYLESS, MEDIUM BASE

I18

### IS212 Front Mount Shallow Back Porcelain Keyless Lampholder



- Unglazed porcelain body
- Rust resistant spring tempered steel mounting clip riveted to body
- Aluminum screw shell is standard. Brass or nickel-plated copper available to order

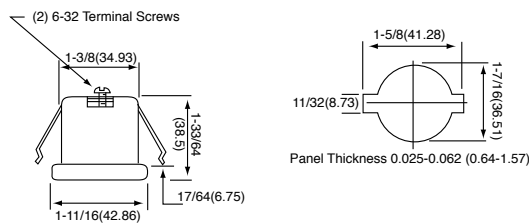


- Available with male quick connect tabs, #6-32 screw terminals, or wire leads
- Lampholders front mount into panel
- Will accommodate 0.032" to 0.093" panel thickness
- 660W, 250V
- UL Listed & CSA Approved

### IS213 Front Mount Shallow Shoulder Porcelain Keyless Lampholder



- Unglazed porcelain body
- Rust resistant spring tempered steel mounting clip riveted to body
- Aluminum screw shell is standard. Brass or nickel-plated copper available to order

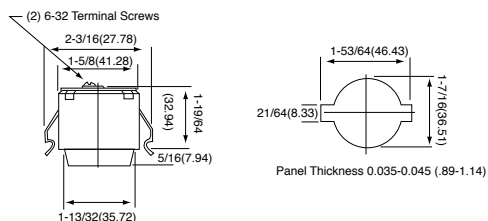


- Available with male quick connect tabs, #6-32 screw terminals, or wire leads
- Lampholders front mount into panel
- Will accommodate 0.032" to 0.093" panel thickness
- 660W, 250V
- c UL us Listed

### IS245P Rear Mount Porcelain Keyless Lampholder



- Unglazed porcelain body
- Rust resistant spring tempered steel mounting clip riveted to body
- Aluminum screw shell is standard. Brass or nickel-plated copper available to order
- Available with male quick connect tabs,



- #6-32 screw terminals, or wire leads
- Mount from back of panel
- Ideal for use in recessed cans and pot lights
- Will accommodate 0.032" to 0.093" panel thickness
- 660W, 250V
- UL Listed & CSA Approved

Incandescent