



(3 conductor shown)

Conductor:
14 AWG. Thru 10 AWG.solid copper

Insulation:
Cross-linked Polyethylene (XLPE) Type RW90

Colour Coding:
Black, white

Bonding Conductor (Ground):
One (1) bare solid copper conductor

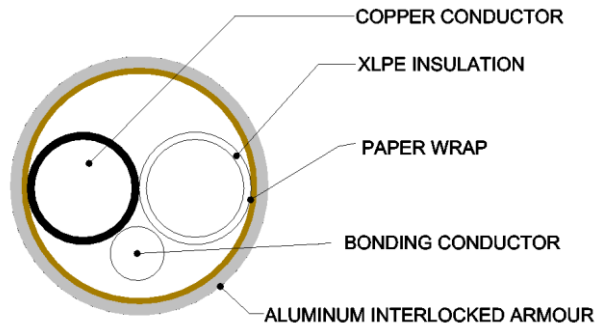
Armour:
Aluminum interlocked armour

CSA Licence:
109933

Applications:
For exposed and concealed wiring in dry, locations
For use in ventilated, non-ventilated and ladder-type cable trays in dry locations

Features:
Rated at 90°C dry
Excellent crush resistance
Provides long service life
Cost effective alternative to installations in conduit
Meets cold bend and impact tests at (-40°C)

Compliances:
Industry compliances: CSA Standard C22.2 No. 51, No.38 and No.2256, RoHS
Flame test compliances: CSA ST1 and FT4



PART NO.	NO OF COND.	COND. SIZE (AWG/kcmil)	GROUND WIRE SIZE (AWG)	MIN. AVG. INSULATION THICKNESS		NOMINAL DIAMETER (OVER)				NET WEIGHT KG/KM	AMPACITY AT 90° C
						TWISTED CORE		ARMOUR			
						INCHES	mm	INCHES	mm		
800031	2	14	14	0.03	0.76	0.248	6.3	0.430	10.92	121	25
800012	2	12	14	0.03	0.76	0.282	7.2	0.456	11.58	150	30
800001	2	10	12	0.03	0.76	0.324	8.2	0.515	13.08	208	40

DIMENSIONS AND WEIGHTS ARE NOMINAL; SUBJECT TO INDUSTRY TOLERANCES

AMPACITY IS BASED ON CEC Part 1



(3 conductor shown)

Conductor:
14 AWG. Thru 10 AWG. solid copper

Insulation:
Cross-linked Polyethylene (XLPE) Type RW90

Colour Coding:
Black, white, red

Bonding Conductor (Ground):
One (1) bare solid copper conductor

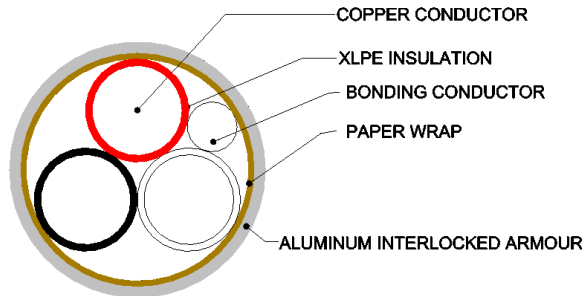
Armour:
Aluminum interlocked armour

CSA Licence:
109933

Applications:
For exposed and concealed wiring in dry, locations
For use in ventilated, non-ventilated and ladder-type cable trays in dry locations

Features:
Rated at 90°C dry
Excellent crush resistance
Provides long service life
Cost effective alternative to installations in conduit
Meets cold bend and impact tests at (-40°C)

Compliances:
Industry compliances: CSA Standard C22.2 No. 51, No.38 and No.2256 RoHS
Flame test compliances: CSA ST1 and FT4



PART NO.	NO OF COND.	COND. SIZE (AWG/kcmil)	GROUND WIRE SIZE (AWG)	MIN. AVG. INSULATION		NOMINAL DIAMETER (OVER)				NET WEIGHT	AMPACITY AT 90° C
				INCHES	mm	TWISTED CORE		ARMOUR			
800045	3	14	14	0.03	0.76	0.299	7.6	0.469	11.91	152	25
800008	3	12	14	0.03	0.76	0.303	7.7	0.485	12.32	191	30
800036	3	10	12	0.03	0.76	0.348	8.8	0.545	13.84	269	40

DIMENSIONS AND WEIGHTS ARE NOMINAL; SUBJECT TO INDUSTRY TOLERANCES

AMPACITY IS BASED ON CEC Part 1



(3 conductor shown)

Conductor:
14 AWG. Thru 10 AWG. solid copper

Insulation:
Cross-linked Polyethylene (XLPE) Type RW90

Colour Coding:
Black, white, red, blue

Bonding Conductor (Ground):
One (1) bare solid copper conductor

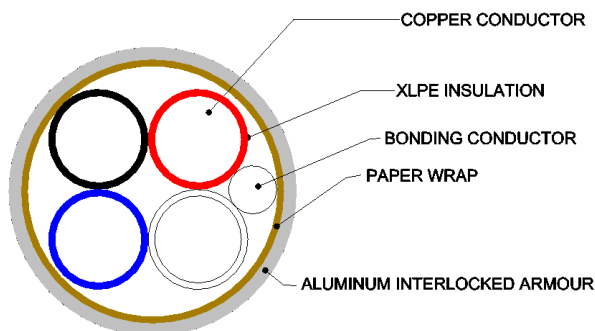
Armour:
Aluminum interlocked armour

CSA Licence:
109933

Applications:
For exposed and concealed wiring in dry, locations
For use in ventilated, non-ventilated and ladder-type cable trays in dry locations

Features:
Rated at 90°C dry
Excellent crush resistance
Provides long service life
Cost effective alternative to installations in conduit
Meets cold bend and impact tests at (-40°C)

Compliances:
Industry compliances: CSA Standard C22.2 No. 51, No.38 and No.2256, RoHS
Flame test compliances: CSA ST1 and FT4



PART NO.	NO OF COND.	COND. SIZE (AWG/kcmil)	GROUND WIRE SIZE (AWG)	MIN. AVG. INSULATION		NOMINAL DIAMETER (OVER)				NET WEIGHT KG/KM	AMPACITY AT 90° C
				INCHES	mm	TWISTED CORE		ARMOUR			
						INCHES	mm	INCHES	mm		
800078	4	14	14	0.03	0.76	0.335	8.5	0.530	13.46	186	25
800073	4	12	14	0.03	0.76	0.348	8.8	0.545	13.84	237	30
800007	4	10	12	0.03	0.76	0.414	10.5	0.640	16.26	349	40

DIMENSIONS AND WEIGHTS ARE NOMINAL; SUBJECT TO INDUSTRY TOLERANCES

AMPACITY IS BASED ON CEC Part 1