

Spring Balancers



Spring Balancers

Featuring **gravity-free** effect on intermediate-duty, heavy-duty, and super-duty models to allow users to move tool with minimal effort along cable travel. Experience the effect of tool float.






Hose Reel Balancers

0.875 to 5.5 lb Capacity

Features

- Aluminum body
- Polyurethane hose
- Adjustable capacity
- Adjustable stroke limiting device
- Designed for one-way shutoff operation



			SWL 		
Model	lb (kg)	ft (m)	lb (kg)	NPT in	cfm
BHR SERIES					
BHR-8	2.57 (1.17)	4-1/4" (1295)	0.9 – 1.7 (0.3 – 0.7)	1/4"	18.4
BHR-15	2.6 (1.2)	4-1/4" (1295)	1.5 – 3.3 (0.6 – 1.5)	1/4"	18.4
BHR-25	2.9 (1.34)	4-1/4" (1295)	2.6 – 5.5 (1.1 – 2.4)	1/4"	18.4




Light-Duty Balancers

0.9 to 6.6 lb Capacity

Features

- Rugged construction, cast aluminum body
- Stainless-steel cable; nylon cable option available for the 2.2 lb (1 kg) capacity model; order BLD1/P for this option
- Adjustable capacity
- Adjustable stroke limiting device
- Cable guide in anti-friction material
- Upper suspension shackle included on balancer for ease of installation




			SWL 
Model	lb (kg)	ft (m)	lb (kg)
BLD SERIES			
BLD1	1.3 (0.6)	5.2' (1600)	0.9 – 2.2 (0.4 – 1)
BLD2	1.3 (0.6)	5.2' (1600)	2.2 – 4.4 (1 – 2)
BLD3	1.3 (0.7)	5.2' (1600)	4.4 – 6.6 (2 – 3)




Medium-Duty Short Cable Balancers

2.2 to 17.6 lb Capacity

Features

- Rugged construction, cast aluminum body
- Stainless-steel cable
- Adjustable capacity
- Safety device against load dropping due to the spring breakage (>3 kg); not available on model BMDS-2
- Adjustable stroke limiting device
- Cable guide in anti-friction material
- Upper suspension shackle included on balancer for ease of installation



			SWL 
Model	lb (kg)	ft (m)	lb (kg)
BMD SERIES			
BMDS-2	4.4 (2)	6.5' (2000)	2.2 – 5.5 (1 – 2.5)
BMDS-4	4.4 (2)	6.5' (2000)	4.4 – 8.8 (2 – 4)
BMDS-6	5.1 (2.3)	6.5' (2000)	8.8 – 13.2 (4 – 6)
BMDS-8	5.5 (2.5)	6.5' (2000)	13.2 – 17.6 (6 – 8)

SWL = Safe Working Load

Medium-Duty Long Cable Balancers

4.4 to 30 lb Capacity

Features

- Rugged construction, cast aluminum body
- Stainless-steel cable
- Adjustable capacity
- Safety device against load dropping due to the spring breakage (>3 kg)
- Adjustable stroke limiting device
- Cable guide in anti-friction material
- Upper suspension shackle included on balancer for ease of installation



Model	lb (kg)	ft (m)	SWL lb (kg)
BMDLN SERIES			
BMDLN-4	6.4 (2.9)	8.2' (2500)	4.4 – 8.8 (2 – 4)
BMDLN-6	7.1 (3.2)	8.2' (2500)	8.8 – 13.2 (4 – 6)
BMDLN-8	7.7 (3.5)	8.2' (2500)	13.2 – 17.6 (6 – 8)
BMDLN-10	8.2 (3.7)	8.2' (2500)	17.6 – 22 (8 – 10)
BMDLN-12	8.8 (4)	8.2' (2500)	22 – 30 (10 – 13.6)

Medium-Duty Locking Long Cable Balancers

4.4 to 22 lb Capacity

Features

- Rugged construction, cast aluminum body
- Stainless-steel cable
- Adjustable capacity
- Safety device against load dropping due to the spring breakage (>3 kg)
- Adjustable stroke limiting device
- Cable guide in anti-friction material
- Equipped with a ratchet locking device to prevent load from retracting when cable is extended
- Upper suspension shackle included on balancer for ease of installation



Model	lb (kg)	ft (m)	SWL lb (kg)
BMDLL SERIES			
BMDLL-4	6.6 (3)	8.2' (2500)	4.4 – 8.8 (2 – 4)
BMDLL-6	7.3 (3.3)	8.2' (2500)	8.8 – 13.2 (4 – 6)
BMDLL-8	7.9 (3.6)	8.2' (2500)	13.2 – 17.6 (6 – 8)
BMDLL-10	8.4 (3.8)	8.2' (2500)	17.6 – 22.0 (8 – 10)

Intermediate-Duty Balancers

8.8 to 55 lb Capacity

Features

- Gravity-free suspension capability
- Ribbed and sealed monobloc construction in aluminum alloy
- Stainless-steel cable
- Safety device against load dropping due to the spring breakage (>3 kg)
- Locking device to block the load at any height
- Upper rotary suspension with safety hook
- Adjustable stroke limiting device
- Cable guide in anti-friction material



Model	lb (kg)	ft (m)	SWL lb (kg)
BIDS SERIES			
BIDS-7	5 (2.3)	6.5' (2000)	8.8 – 15.4 (4 – 7)
BIDS-10	5.5 (2.5)	6.5' (2000)	15.4 – 22 (7 – 10)
BIDS-14	5.5 (2.5)	6.5' (2000)	22 – 30.8 (10 – 14)
BIDS-18	6.5 (2.9)	6.5' (2000)	30.8 – 39.6 (14 – 18)
BIDS-22	6.5 (2.9)	6.5' (2000)	39.6 – 48.4 (18 – 22)
BIDS-26	6.5 (2.9)	6.5' (2000)	48.4 – 55 (22 – 25)

Heavy-Duty Balancers

22 to 143 lb Capacity

Features

- Gravity-free suspension capability
- Ribbed and sealed monobloc construction in aluminum alloy
- Stainless-steel cable
- Safety device against load dropping due to the spring breakage (>3 kg)
- Upper rotary suspension with safety hook
- Locking device to block the load at any height
- Adjustable stroke limiting device
- Cable guide in anti-friction material



Model	lb (kg)	ft (m)	SWL lb (kg)
BHD SERIES			
BHD-15	22.7 (10.3)	6.5' (2000)	22 – 33 (10 – 15)
BHD-20	23.4 (10.6)	6.5' (2000)	33 – 44 (15 – 20)
BHD-25	24.7 (11.2)	6.5' (2000)	44 – 55 (20 – 25)
BHD-30	25.4 (11.5)	6.5' (2000)	55 – 66 (25 – 30)
BHD-35	26 (11.8)	6.5' (2000)	66 – 77 (30 – 35)
BHD-45	27.3 (12.4)	6.5' (2000)	77 – 99 (35 – 45)
BHD-55	27.6 (12.5)	6.5' (2000)	99 – 121 (45 – 55)
BHD-65	30 (13.6)	6.5' (2000)	121 – 143 (55 – 65)

SWL = Safe Working Load