


Tight Buffer Distribution Riser Cable

Type OFNR, CSA FT-4



Product Construction:

Fiber:

- 2–144 fibers
- 900µm tight buffer
- Color-coding per TIA/EIA 598B

Central Strength Member:

- Epoxy/glass rod (above 12 fibers)

Overall Strength Member:

- Aramid fiber yarn

Jacket:

- UV-resistant black jacket
- Flame-retardant polyvinyl chloride (PVC)
- Sequential footage markings*

Option:

- Interlock steel or aluminum (-ILR or -ILRA)

Features:

- Dry Water Block cable core for fiber protection
- Improved temperature performance
- Direct termination of connectors on tight buffer
- Sub-units are numbered for identification

Performance:

- Temperature: Storage -40°C (-40°F) to +70°C (+158°F) Operating -40°C (-40°F) to +70°C (+158°F)
- Minimum Bend Radius: 20 X OD—Installation 10 X OD—In-Service
- Maximum Crush Resistance: 850 lbs/in (1485 N/cm)
- Maximum Vertical Rise—1,640 ft (500 m)

Applications:

- Intrabuilding and interbuilding voice or data communication backbones
- Outdoor use in ducts and underground conduits
- UL Listed Type OFNR for installation in vertical riser and general horizontal applications when installed in accordance with NEC article 770-51 (b) and 770-53 (b)

Compliances:

- UL and c(UL) Listed Type OFNR
- CSA FT-4
- ICEA S-104-696
- RoHS Compliant Directive 2002/95/EC

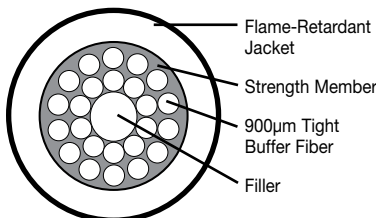
*Sequential meter markings available upon request

CATALOG NUMBER	FIBER COUNT	NO. OF SUB-UNITS	NOMINAL CABLE DIAMETER		NOMINAL CABLE WEIGHT		MAXIMUM TENSILE LOAD			
			IN	mm	LBS/1000'	kg/km	INSTALLATION		IN-SERVICE	
							LBS	N	LBS	N
XX0021ANR.BK	2	—	0.19	5	14	20	300	1334	90	400
XX0041ANR.BK	4	—	0.20	5	16	24	320	1423	96	427
XX0061ANR.BK	6	—	0.22	6	18	27	320	1423	96	427
XX0081ANR.BK	8	—	0.22	6	20	30	320	1423	96	427
XX0101ANR.BK	10	—	0.24	6	23	34	400	1780	120	534
XX0121ANR.BK	12	—	0.25	6	24	36	400	1780	120	534
XX0181A1R.BK	18	3	0.47	12	79	118	750	3336	250	1112
XX0181ANR.BK	18	—	0.33	8	45	67	320	1425	112	500
XX0241A1R.BK	24	4	0.53	13	86	128	1000	4448	300	1334
XX0241ANR.BK	24	—	0.34	9	47	70	320	1425	112	500
XX0361A1R.BK	36	6	0.66	17	147	219	1300	5783	390	1735
XX0481A1R.BK	48	4	0.64	16	137	204	1300	5783	390	1735
XX0601A1R.BK	60	5	0.70	18	168	250	1500	6672	450	2002
XX0721A1R.BK	72	6	0.77	20	207	308	1900	8452	570	2535
XX0961A1R.BK	96	8	0.91	23	289	430	2000	8896	670	2980
XX1201A1R.BK	120	10	1.02	26	313	466	3000	13345	1000	4448
XX1441A1R.BK	144	12	1.02	26	314	467	3000	13345	1000	4448

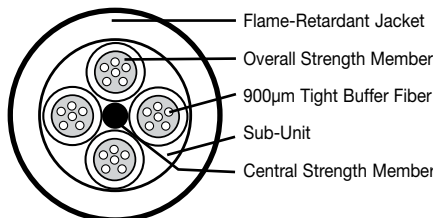
XX denotes glass type.

A complete listing of NextGen® Brand glass types is specified on page 3 of this catalog.

Typical Cross-Sections



ANR ≤ 24 Fiber



A1R ≥ 18 Fiber

Hybrid designs (containing singlemode and multimode fiber) and composite designs (containing copper conductors) are also available.

Ordering Part Number Example

CG0241ANR.BK or CG0241A1R.BK

62.5 mm multimode, 24 fibers, tight buffer distribution riser

Please see pages 4 and 5 for a complete guide on part number selection and ordering information.

