

Single Pole Devices

Series 15 and 16 - 150, 300 and 400 Ampere, 600V AC/250V DC

Features and Benefits

Hubbell Wiring Device-Kellems offers a full line of innovative, high quality, Series 15 and Series 16 single pole plugs, receptacles and accessories.

Single pole devices are the right choice for supplying temporary electrical power distribution for entertainment, theme parks, carnival equipment, concerts, movie making, and numerous other applications requiring temporary power.

Single pole devices have been designed with ease of assembly and disassembly in mind, no special tools are required. A high strength non-conductive retaining screw is all that is needed to securely lock the contacts to the insulated sleeve.



Male Plug

Insulgrip® Style Housing for Superior Gripping conforms to the user's hand making it easy to connect and disconnect, even with gloves on

Non-Conductive Retaining Screw locks contacts in place and allows for easy installation. Prevents contact movement within housing. Special screw thread requires fewer turns than most competitors and reduces the risk of a conductive screw being substituted

Rounded Corners reduce the possibility of catching or snagging on structures or equipment

UL Enclosure Types 3R, 4X and 12 Rating suitable for use in almost any environment

Large Raised Alignment Arrow aids in the mating of devices and provides a visual indication that the devices are properly connected

Double Cam Design provides high contact pressure and vibration resistant connection, which helps reduce operating temperatures and extends life



Female Plug

High Conductivity Brass Contact provides improved performance by helping to reduce operating temperatures and extends life

Turn and Lock Symbol aids in the mating of devices and provides a clear indication that the devices are properly connected

Easily Identifiable Cable with cut off points for secure fit allows you to easily customize the housing to the required cable size. Makes cutting to the correct cable size very easy. Accommodates wide range of cables

Extra Long non-conductive inner sleeve reduces force required to install housing over contacts. Easier to rotate contact in body for installing retaining screw

Strip Gauge molded into every plug and receptacle housing. Simplifies installation and saves time





Plugs

Description	Color	Male Plug	Female Plug
300 amp, thermoplastic elastomer, cable size #6 - 2/0 AWG.	Black	HBL300MBK	HBL300FBK
	White	HBL300MW	HBL300FW
	Green	HBL300MGN	HBL300FGN
	Red	HBL300MR	HBL300FR
	Blue	HBL300MBL	HBL300FBL
	Brown	HBL300MBN	HBL300FBN
	Orange	HBL300MO	HBL300FO
	Yellow	HBL300MY	HBL300FY



Description	Color	Male Plug	Female Plug
400 amp, thermoplastic elastomer, cable size 2/0 - 4/0 AWG.	Black	HBL400MBK	HBL400FBK
	White	HBL400MW	HBL400FW
	Green	HBL400MGN	HBL400FGN
	Red	HBL400MR	HBL400FR
	Blue	HBL400MBL	HBL400FBL
	Brown	HBL400MBN	HBL400FBN
	Orange	HBL400MO	HBL400FO
	Yellow	HBL400MY	HBL400FY

Receptacles, Female Stud Type



Description	Color	Through Hole Mounting	Threaded Mounting Holes
400 amp Panel Mount, thermoplastic elastomer, mates with 300 and 400 amp plugs.	Black	HBLFRSBK	HBLFRSCBK
	White	HBLFRSW	HBLFRSCW
	Green	HBLFRSGN	HBLFRSCGN
	Red	HBLFRSR	HBLFRSCR
	Blue	HBLFRSBL	HBLFRSCBL
	Brown	HBLFRSBN	HBLFRSCBN
	Orange	HBLFRSO	HBLFRSCO
	Yellow	HBLFRSY	HBLFRSCY

Receptacles, Male Stud Type



Description	Color	Through Hole Mounting	Threaded Mounting Holes
400 amp Panel Mount, thermoplastic elastomer, mates with 300 and 400 amp plugs.	Black	HBLMRSBK	HBLMRSCBK
	White	HBLMRSW	HBLMRSCW
	Green	HBLMRSGN	HBLMRSCGN
	Red	HBLMRSR	HBLMRSCR
	Blue	HBLMRSBL	HBLMRSCBL
	Brown	HBLMRSBN	HBLMRSCBN
	Orange	HBLMRSO	HBLMRSCO
	Yellow	HBLMRSY	HBLMRSCY

Receptacles, Double Set Screw



Description	Color	Female Receptacles	Male Receptacles
400 amp Panel Mount, thermoplastic elastomer, cable size #4 - 4/0 AWG, mates with 300 and 400 amp plugs.	Black	HBLFRBK	HBLMRBK
	White	HBLFRW	HBLMRW
	Green	HBLFRGN	HBLMRGN
	Red	HBLFRR	HBLMRR
	Blue	HBLFRBL	HBLMRBL
	Brown	HBLFRBN	HBLMRBN
	Orange	HBLFRO	HBLMRO
	Yellow	HBLFRY	HBLMRY

Receptacles, Bus Bar Mount



Description	Color	Female Receptacles	Male Receptacles
400 amp Mount, thermoplastic elastomer, mates with 300 and 400 amp plugs.	Black	HBLFRBBK	HBLMRBBK
	White	HBLFRBW	HBLMRBW
	Green	HBLFRBGN	HBLMRBGN
	Red	HBLFRBR	HBLMRBR
	Blue	HBLFRBBL	HBLMRBBL
	Brown	HBLFRBBN	HBLMRBBN
	Orange	HBLFRBO	HBLMRBO
	Yellow	HBLFRBY	HBLMRBY

Protective Caps



Color	Fits Female Devices	Fits Male Devices
Black	HBLFCAPBK	HBLMCAPBK
White	HBLFCAPW	HBLMCAPW
Green	HBLFCAPGN	HBLMCAPGN
Red	HBLFCAPR	HBLMCAPR
Blue	HBLFCAPBL	HBLMCAPBL
Brown	HBLFCAPBN	HBLMCAPBN
Orange	HBLFCAPO	HBLMCAPO
Yellow	HBLFCAPY	HBLMCAPY

Weather Protective Lift Covers



Color	Catalog Number	All One Color Caps and Bodies
Clear	—	HBLNCC
Black	HBLNCBK	HBLNCABK
White	HBLNCW	HBLNCAW
Green	HBLNCGN	HBLNCAGN
Red	HBLNCR	HBLNCAR
Blue	HBLNCBL	HBLNCABL
Brown	HBLNCBN	HBLNCABN
Orange	HBLNCO	HBLNCAO
Yellow	HBLNCY	HBLNCAY

**Enclosure Types
3R, 4X, 12**



Tees and 3-Fers

Color	Tapping Tee (Female-Female-Male)	Paralleling Tee (Female-Male-Male)	3-Fer (Male-Female- Female-Female)	3-Fer (Female-Male- Male-Male)	Soft 3-Fer (Male-Female- Female-Female)	Soft 3-Fer (Female- Male-Male-Male)
Black	HBLTBK	HBLPTBK	HBLM3FBK	HBLF3MBK	HBLM3FSBK	—
White	HBLTW	HBLPTW	HBLM3FW	HBLF3MW	—	—
Green	HBLTGN	HBLPTGN	HBLM3FGN	HBLF3MGN	—	HBLF3MSGN
Red	HBLTR	HBLPTR	HBLM3FR	HBLF3MR	—	—
Blue	HBLTBL	HBLPTBL	HBLM3FBL	HBLF3MBL	—	—
Brown	HBLTBN	HBLPTBN	HBLM3FBN	HBLF3MBN	—	—
Orange	HBLTO	HBLPTO	HBLM3FO	HBLF3MO	—	—
Yellow	HBLTY	HBLPTY	HBLM3FY	HBLF3MY	—	—

**Gender
Reversing
Devices**



Color	Double Male (Male-Male)	Double Female (Female-Female)
Black	HBLDMBK	HBLDFBK
White	HBLDMW	HBLDFW
Green	HBLDMGN	HBLDFGN
Red	HBLDMR	HBLDFR
Blue	HBLDMBL	HBLDFBL
Brown	HBLDMBN	HBLDFBN
Orange	HBLDMO	HBLDFO
Yellow	HBLDMY	HBLDFY

**Distribution Block
(1-Male, 6-Females)**



Color	Catalog Number
Black	HBL7DBBK
White	HBL7DBW
Green	HBL7DBGN
Red	HBL7DBR
Blue	HBL7DBBL
Brown	HBL7DBBN
Orange	HBL7DBO
Yellow	HBL7DBY

**Replacement
Bodies
(100 Pack)**



Color	Male Body	Female Body
Black	HBLMBBK	HBLFBBK
White	HBLMBW	HBLFBW
Green	HBLMBGN	HBLFBGN
Red	HBLMBR	HBLFBR
Blue	HBLMBBL	HBLFBBL
Brown	HBLMBBN	HBLFBBN
Orange	HBLMBO	HBLFBO
Yellow	HBLMBY	HBLFBY

**Replacement
Contacts (20 Pack)**



Description	Male Pin	Female Sleeve
Contact, 300 amp	HBL300RCM	HBL300RCF
Contact, 400 amp	HBL400RCM	HBL400RCF

Snap Back Covers



Color	Through Hole Mounting	Threaded Mounting Holes
Black	HBLSCBK*	HBLSCCBK*
White	HBLSCW*	HBLSCCW*
Green	HBLSCGN*	HBLSCCGN*
Red	HBLSCR*	HBLSCCR*
Blue	HBLSCBL*	HBLSCCBL*
Brown	HBLSCBN*	HBLSCCBN*
Orange	HBLSCO*	HBLSCCO*
Yellow	HBLSCY*	HBLSCCY*

Note: *3R only.

Accessories



Description	Catalog Number
Accessory Kit, retaining screw, copper foil, terminal screws and brass wire	HBLPK
Replacement retaining screw (500 pack)	HBLRS
Copper foil (500 pack)	HBLCF
Brass wire (500 pack)	HBLBW
Terminal screw - inline (500 pack)	HBLTS
Terminal screw - panel mount (500 pack)	HBLTSR

Specifications

Electrical	
Voltage Ratings	600V AC Maximum. 250V DC Maximum.
Amperage Rating	400A Maximum.
Mechanical	
Terminal Accommodation	Plug- 300A - #6 to 2/0 AWG. Plug- 400A - 2/0 to 4/0 AWG. Recept.- 400A - #4 to 4/0 AWG.
Product Identification	Ratings are a permanent part of device.
Base Compound	Thermoplastic Elastomer (TPE).
Contact Material	Brass.
Retaining Screw Material	Nylon.

Certification / Environmental	
UL and cUL Listed.	
UL Enclosure Types 3R, 4X, 12.	
Flammability: HB per UL94 or CSA 22.2. 0.17.	
UL 498 for attachment plugs and receptacles.	
UL 1691 draft standard for single pin and sleeve devices intended for theatre, stage and studio applications (Series 16 pending).	
National Electric Code (NEC®), ANSI/NFPA 70.	

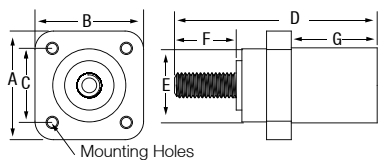
Conductor Ampacity Chart (Type SC/PPC Wire)

Cable Size	Ampacity*
#4	140
#2	190
2/0	300
4/0	405

Note: *90°C column NEC Table 400.5(A)(2).

Dimensions

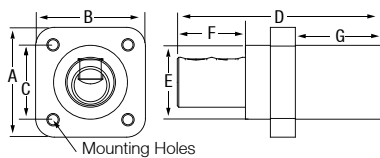
Series 16 Threaded Stud



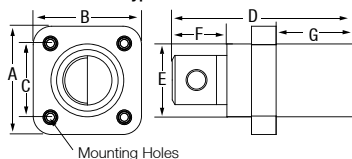
Panel Mount Receptacles

Threaded Stud	A	B	C	D	E	F	G	Mounting Hole	Termination
Male & Female w/ through hole mounting	2.20" (55.9)	2.20" (55.9)	1.50" (38.1)	4.10" (104.3)	1.48" (47.4)	1.25" (31.7)	1.74" (44.2)	Through 4x Ø .20"	1/2-13 UNC-2A Threaded Stud
Male & Female w/ threaded mounting holes	2.20" (55.9)	2.20" (55.9)	1.50" (38.1)	3.67" (93.2)	1.48" (47.4)	1.11" (28.2)	1.55" (39.4)	Threaded 4x #10-32	1/2-13 UNC-2A Threaded Stud
Double Set Screw	A	B	C	D	E	F	G	Mounting Hole	Termination
Male & Female w/ threaded mounting holes	2.20" (55.9)	2.20" (55.9)	1.50" (38.1)	4.10" (104.3)	1.48" (47.4)	1.36" (34.5)	1.74" (44.2)	Threaded 4x #10-32	(2) 7/32 Socket Head Set Screws
Busbar Type	A	B	C	D	E	F	G	Mounting Hole	Termination
Male & Female w/ threaded mounting holes	2.20" (55.9)	2.20" (55.9)	1.50" (38.1)	3.57" (90.7)	1.48" (37.6)	1.01" (25.7)	1.55" (39.4)	Threaded 4x #10-32	(1) 5/16-18 UNC-2B Threaded Hole

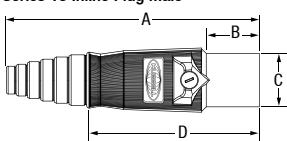
Series 16 Double Set Screw



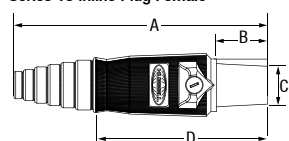
Series 16 Busbar Type



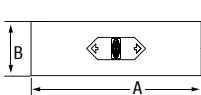
Series 16 Inline Plug Male



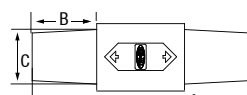
Series 16 Inline Plug Female



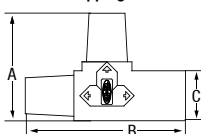
Series 16 Double Male



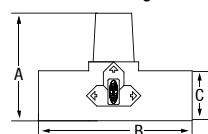
Series 16 Double Female



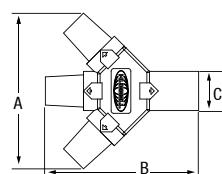
Series 16 Tapping Tee



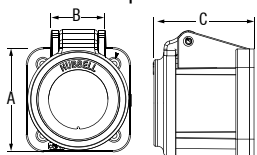
Series 16 Paralleling Tee



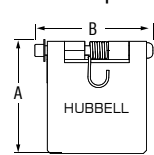
Series 16 3-FER



Series 16 Weatherproof Cover



Series 16 Snap Back Cover



Inline Plugs

	A	B	C	D
Male	7.01" (178.0)	1.38" (35.1)	1.48" (37.6)	4.78" (121.4)
Female	7.10" (180.5)	1.44" (36.6)	1.06" (27.0)	4.90" (121.3)

Gender Reversing Devices

	A	B	C
Double Male	4.65" (118.1)	1.48" (37.6)	—
Double Female	4.84" (122.9)	1.44" (36.6)	1.06" (27.0)

Tees and 3-Fers

	A	B	C
Tapping Tee	3.18" (80.8)	4.74" (120.4)	1.48" (37.6)
Paralleling Tee	3.18" (80.8)	4.65" (118.1)	1.48" (37.6)
3-Fer	5.88" (149.3)	5.78" (146.9)	1.48" (37.6)

Covers

	A	B	C
Weatherproof Cover	2.20" (55.88)	1.16" (29.44)	2.03" (51.5)
Snap Back Cover to be used with receptacles	2.26" (57.4)	2.37" (60.2)	—

Dimensions in Inches (mm)

NEC® is a registered trademark of the National Fire Protection Association (NFPA).